

26th IFCC-EFLM EUROMEDLAB CONGRESS OF CLINICAL
CHEMISTRY AND LABORATORY MEDICINE

49th ANNUAL MEETING OF THE ROYAL BELGIAN SOCIETY OF
LABORATORY MEDICINE

FROM **18** TO **22**
MAY 2025

VENUE

Brussels Expo

EUROMEDLAB
BRUSSELS 2025

May 18-22, 2025



Table of
Contents

01

COMMITTEES	1
WELCOME LETTERS	2
BURSARIES, SCHOLARSHIPS, AWARDS	8

02

TIMETABLE	10
ACCREDITATION	14
PROGRAM	16

03

CLOSED MEETINGS	49
SPEAKERS & CHAIRS	52
CONGRESS VENUE	56
GENERAL INFORMATION	57
REGISTRATION FEES	62
GENERAL MAP	66

04

COMPANY PROFILES	68
EXHIBITION AREA	96
SPONSORS	98

Committees



CONGRESS ORGANISING COMMITTEE (COC)

Tomris Ozben - Chair
Damien Gruson - Congress President
Mario Plebani
Khosrow Adeli
Alexander Haliassos
Antonio Buño Soto
Abir AlHelou
Matthijs Oyaert
Stefano Montalbetti



SCIENTIFIC PROGRAM COMMITTEE (SPC)

Khosrow Adeli - Chair
Christa Cobbaert
Kostantinos Makris
Tomris Ozben
Mario Plebani
Etienne Cavalier



INTERNATIONAL SCIENTIFIC ADVISORY BOARD (ISAB)

Thyrza Darmadi
Praveen Sharma
Sollip Kim
Wei Cui
Ferdy Royland Marpaung
Álvaro Justiniano Grosz
Fernando Antúnez Borowy
María Elizabeth Menezes
Enrique Alberto Guzmán Gutiérrez
María Jezabel Vite C.
Stacy Melanson
Alison Woodwork
Mari DeMarco
AbdulRazaq Sokoro
Qing Meng
Michel Langlois
Pilar Fernandez-Calle
Dalius Vitkus
Snežana Jovičić
Janne Cadamuro
Tomáš Zima
Giuseppe Lippi
Ralf Lichtinghagen
Jochen Lennerz
Sedef Yenice
Rania Sharkawry
Gizachew Akalu
Hilary Lumano
Badre Eddine
Joseph Ahaneku
Anwar Borai
Adnane Al Khatib
Abderrazek Hedhili
Chabraoui Layachi
Myrna Germanos



IFCC EXECUTIVE BOARD

Tomris Ozben, President
Khosrow Adeli, Past President
Sergio Bernardini, Secretary
Alexander Haliassos, Treasurer
Tricia Ravalico, Corporate Representative
Rajiv Erasmus, African Federation of Clinical Chemistry (AFCC)
Osama Najjar, Arab Federation of Clinical Biology (AFCB)
Tony Badrick, Asia-Pacific Federation for Clinical Biochemistry and Laboratory Medicine (APFCB)
Mario Plebani, European Federation of Clinical Chemistry and Laboratory Medicine (EFLM)
Eduardo Freggiaro, Latin-American Confederation of Clinical Biochemistry (COLABIOCLI)
David Grenache, North American Federation of Clinical Chemistry and Laboratory Medicine (NAFCC)



EFLM EXECUTIVE BOARD

Mario Plebani, President
Tomris Ozben, Past President
Tomas Zima, President-Elect
Snezana Jovicic, Secretary
Klaus P. Kohse, Treasurer
Pilar Fernandez-Calle, Member-at-Large
Dalius Vitkus, Member-at-Large



RBSLM EXECUTIVE BOARD

Etienne Cavalier, President
Matthijs Oyaert, President Elect
Matthias Cuykx, Treasurer
Jean-Louis Bayart, Secretary
Pieter Vermeersch, EFLM Representative
Joris Delanghe, IFCC representative

Message

It is my great pleasure to warmly welcome you to the XXVI IFCC-EFLM EuroMedLab Congress. This prestigious joint event—organized by the International Federation of Clinical Chemistry and Laboratory Medicine (IFCC) and the European Federation of Clinical Chemistry and Laboratory Medicine (EFLM)—is proudly hosted by the Royal Belgian Society of Laboratory Medicine (RBSLM), in collaboration with MZ Events, our professional congress organizer.

Continuing a longstanding tradition of excellence, this year's congress takes place in the vibrant heart of Europe—Brussels, the capital of Belgium. A city steeped in history, rich in diversity, and driven by innovation, Brussels offers the ideal backdrop for scientific exchange, professional networking, and meaningful dialogue.

The scientific program is both comprehensive and forward-looking, addressing key developments and challenges in our field. Topics will include precision medicine, digital health, biomarkers, cutting-edge diagnostics, and technological innovations in laboratory medicine. The congress features plenary lectures, symposia, interactive roundtables, educational workshops, poster sessions, and a major industry exhibition.

We are also delighted to host several satellite events, including the 4th Young Scientists Forum, which offers tailored sessions aimed at empowering and inspiring the next generation of leaders in laboratory medicine. EuroMedLab Brussels 2025 is already setting new records! An unprecedented 2,959 scientific abstracts have been submitted by researchers and professionals from around the globe. Additionally, a record number of IVD industry companies and IFCC Corporate Members participate in the exhibition—clear signs that this may be the best-attended and most impactful EuroMedLab Congress to date.

In a significant step toward greater inclusivity, we are introducing simultaneous English-Spanish translation throughout the congress for the first time. This initiative is aimed at breaking language barriers and promoting a truly global exchange of ideas.

Whether you're here to gain new insights, present your research, connect with peers, or explore groundbreaking innovations, we believe EuroMedLab Brussels 2025 will be an inspiring and enriching experience for all.

We warmly welcome you to this landmark event and look forward to sharing an exceptional week of science, networking, and discovery in the beautiful city of Brussels.

With warm regards,

Prof. Dr Tomris Ozben
IFCC, President
EuroMedLab Brussels 2025,
Congress Chair



Message

Dear Colleagues, and Friends,
As the dates of EuroMedLab 2025 (18-22 May) approach, and on behalf of the European Federation of Clinical Chemistry and Laboratory Medicine (EFLM), it gives me an immense pleasure and a great honor to extend you a warm invitation to attend the 26th European Congress of Clinical Chemistry and Laboratory Medicine (EuroMedLab) in Brussels. This is a joint scientific event of the IFCC (International Federation of Clinical Chemistry and Laboratory Medicine) and the EFLM which will be hosted by the Royal Belgian Society of Laboratory Medicine that is celebrating its 65 years anniversary.

I believe that there are some fundamental reasons to invite you to attend the Congress.

First, the Scientific Programme Committee has invested a considerable amount of time and effort in the creation of an exceptional multidisciplinary program covering a broad range of important themes for our profession, highlighting recent advancements in our field and on its future based on promoting value-based laboratory medicine. In addition, the innovative structure of the Congress encourages an active interaction between speakers and participants as, in addition to the traditional Plenary lecturers and oral presentations, a number of roundtables have been planned to stimulate a more open discussion and practical exchange of experiences.

Second, some satellite meetings have been also planned in the same week, including the Joint Symposium between the RBSLM (Royal Belgian Society of Laboratory Medicine) and the SFBC (French Society of Clinical Chemistry) on "Preventive Diagnostics: the Power of Laboratory Medicine", the 17th International Congress in Pediatric Laboratory Medicine (ICPLM) on "Emerging Technologies and Innovations in Pediatric Laboratory Medicine", the IFCC FORUM for Young Scientists jointly organised with the EFLM Young Scientists Committee, and the IFCC Satellite Symposium on Mass Spectrometry. Furthermore, the number of abstracts submitted for the poster section exceeds 1,800, and representatives from 107 different countries have confirmed attendance.

Therefore, this is a unique opportunity to invest your time in updating knowledge and competence in almost all fields of laboratory medicine! Third, the IVD Sector has supported the Congress organizing high-level Educational Workshops on interesting topics with eminent speakers presenting the more recent scientific advances in our discipline, and a generous exhibition floor with 111 booths and 115 diagnostic industries to display their latest products and innovative solutions.

Fourth, Brussels has a well-recognized historical, architectural and cultural heritage and it prides itself on being defined "a city of cultures": therefore, Brussels is the right place to host the Congress and to allow all participants to enjoy the nice atmosphere of this beautiful city.

EuroMedLab 2025 is an important opportunity for networking, for education and for the contribution of ideas to the future of laboratory medicine. I personally look forward to meeting and welcoming you in Brussels.

Mario Plebani
EFLM President



Message

Dear Colleagues, Dear Friends,
It is my great pleasure and an immense honour to welcome you to EuroMedLab Brussels 2025, a landmark event in our discipline that brings together the global laboratory medicine community in the heart of Europe.

This congress gathers professionals from across Europe and beyond, united by a shared commitment to advancing clinical chemistry and laboratory medicine. At a time when healthcare systems are undergoing significant transformation, our field continues to demonstrate its essential role in supporting patient care, guiding clinical decisions, and contributing to high-quality, evidence-based medicine.

Brussels is more than the capital of Belgium - it is a centre of ideas, dialogue, and scientific excellence. As President of the Royal Belgian Society of Laboratory Medicine (RBSLM), I am particularly proud to welcome you to a country whose scientific and medical community embraces diversity, collaboration, and progress. Since its foundation in 1958, the RBSLM has brought together lab specialists from all linguistic and regional backgrounds, united in their dedication to quality, innovation, and patient-focused laboratory practice.

This year's congress takes place at the Brussels Exhibition Centre, located near the iconic Atomium and originally built for the 1958 Brussels World's Fair. That same year marked the founding of the RBSLM - a meaningful coincidence that underscores our society's long-standing commitment to international cooperation, scientific progress, and public health.

EuroMedLab 2025 offers a unique opportunity to explore the latest developments in diagnostics, data science, and digital health. But it is also a place for exchange — between generations, specialities, and institutions — working toward a common goal: improving health outcomes through scientific excellence and professional engagement.

I am confident that your time in Brussels will be both scientifically rewarding and professionally enriching.
Welcome to Belgium.
Welcome to Brussels.
Welcome to EuroMedLab 2025.

Prof. Etienne Cavalier
President of the RBSLM



Prof. Etienne Cavalier
President of the RBSLM



Message

Dear Colleagues, Dear Friends,
It is with immense joy and pride that we welcome you to EuroMedLab 2025 in Brussels, a city that is not only the capital of Belgium, but also the beating heart of Europe.

This congress is more than a scientific gathering — it is a vibrant celebration of laboratory medicine, a window into its current trends, and above all, a glimpse into its future. Over the course of this exiting week, we will dive into the latest innovations, engage in inspiring discussions, and shape the future of our discipline together.

Our scientific program, meticulously crafted by the scientific committee, promises to be bold, visionary, and cross-disciplinary. We will explore everything from cutting-edge diagnostics to digital health and new care pathways — always with one key objective: to improve health outcomes for all.

And because the future of laboratory medicine must also be sustainable, EuroMedLab 2025 is committed to being a green congress. From eco-responsible practices to sessions dedicated to sustainability in healthcare, we aim to inspire change and lead by example. Innovation, impact, and sustainability will be our guiding themes throughout the week.

Beyond the science, Brussels awaits you. A city of contrasts and connections, where cobblestone streets meet modern institutions, where every corner tells a story. Let yourself be embraced by its cosmopolitan soul, its cultural richness, and the warm hospitality Belgium is known for. We invite you not only to attend, but to experience — the science, the people, the city. Welcome to Belgium. Welcome to Brussels. Welcome to EuroMedLab 2025.

Together, let's make this congress memorable, meaningful, and sustainable.



Prof. Damien Gruson
Congress President



SCIENTIFIC PROGRAM COMMITTEE CHAIR

Message

Dear Colleagues,

With EuroMedLab 2025 fast approaching, it is with great excitement that I extend a warm invitation to join us in Brussels from May 18 to 22, 2025. We are thrilled to welcome you to this much-anticipated gathering of the international laboratory medicine community.

This XXVI IFCC-EFLM EuroMedLab Congress, held in collaboration with the Belgian Royal Society of Laboratory Medicine and MZ Events, promises an outstanding scientific and educational experience. As we convene in the heart of Europe, our program is designed to reflect the breadth and depth of our field, while providing valuable opportunities for learning, discussion, and connection.

The scientific program features a rich and diverse array of sessions, including:

- State-of-the-art symposia covering cutting-edge topics in clinical chemistry, molecular diagnostics, personalized medicine, and emerging technologies,
 - Expert roundtable discussions that encourage dialogue on current challenges and advances in laboratory medicine practice and policy,
 - Plenary lectures by globally recognized thought leaders and pioneers in our field,
 - Poster presentations highlighting innovative research from across the world,
 - And a robust schedule of educational industry workshops, where attendees can gain practical insights into the latest diagnostic platforms, analytical solutions, and clinical applications directly from leading companies.
- In addition to the scientific sessions, we are pleased to offer a vibrant social program, providing the chance to unwind, reconnect with peers, and experience the unique cultural and culinary delights of Brussels. Whether attending a welcome reception, networking event, or an evening exploring the city's historic center, you will find plenty of opportunities to make lasting memories.

As the administrative capital of the European Union, Brussels offers the perfect setting for this international congress—uniting professionals from across continents to share knowledge and drive innovation in laboratory medicine.

On behalf of the Scientific Program Committee, I look forward to welcoming you in person to Brussels for a week of inspiration, learning, and collaboration.

See you very soon at EuroMedLab 2025!

Warm regards,



Prof Khosrow Adeli
Chair, Scientific Program Committee
EuroMedLab 2025 Brussels

Wondfo

Booth 202

POCT hs-cTnI Test



Accre 90



Finecare™ FIA Meter X1 (FS-1000)

■ Mono-test CLIA

- Whole blood sample type supported
- Rapid results in less than 15 mins
- High sensitivity based on CLIA method
- No other consumables

■ Point of Care

- 8 mins—Shortest test time than any other peers
- Whole Blood Supported—less sample pretreatment
- One step—sample load on cartridge directly
- 4–30°C—Room temperature storage

Finecare™ Solution FIGHT AMR

CRP

- 3-mins testing
- Fingerstick blood
- One-step testing

Inflammation Marker

- CRP
- PCT
- IL-6
- SAA

Rapid Pathogen Identification

- Flu A/B
- Strep A
- COVID-19
- Adeno
- RSV
- Dengue



Comprehensive
Pathogen Coverage



Flexible
Testing Options



Rapid
Turnaround Time



Finecare™ FIA Meter Plus II SE (FS-114)

New Gen. Vitamin D Test



Vit. D is essential for



Bone
Health



Immune
System



Maternal &
Child Health



Chronic
Disease

Capillary Blood
Whole blood testing available

One step
One step sample&buffer mixing

10 mins
Get results in only 10 minutes

15 µL
Only 15 µL sampling volume

Guangzhou Wondfo Biotech Co., Ltd.
No.8 Lizhishan Road, Science City, Huangpu District, 510663,
Guangzhou, P.R.China
Tel: (+86) 400-830-8768 Website: en.wondfo.com
E-mail: sales@wondfo.com.cn





IFCC AWARDS

IFCC-Henry Wishinsky Award for Distinguished International Service (since 1990 – IFCC Distinguished International Services Award (1981-1987) – Sponsored by Siemens Healthineers

This award honours an individual who has made unique contributions to the promotion and understanding of Clinical Chemistry and Laboratory Medicine throughout the world.

IFCC Award for Distinguished Contributions in Education – Sponsored by Abbott Laboratories

This award honours an individual who has made extraordinary contributions in establishing and developing educational material for our discipline to improve training and educational programs world-wide or in a region.

IFCC Distinguished Award for Contributions to the Cardiovascular Diagnostics – sponsored by Hytest. This award honours an individual who has undertaken remarkable scientific work with cardiac markers or immunodiagnostic applications to improve cardiac disease diagnosis. It has been presented for the first time on occasion of the WorldLab Congress to be held in Durban in 2017.

IFCC Young Investigator Award – sponsored by Snibe. This award recognizes and encourages the academic and professional development of a young scientist (under 40 years of age) who has demonstrated exceptional scientific achievements in Clinical Chemistry and Laboratory Medicine early in his/ her career.



EFLM BURSARIES

- Morgane DUCASTEL, France
- Duygu ERYAVUZ ONMAZ, Turkey
- Iva FRIŠČIĆ, Croatia
- Ayshan HASANOVA, Azerbaijan*
- Ersida KAPLLANI, Albania
- Helena LAME, Albania*
- Álvaro MARTÍNEZ ORTEGA, Spain
- Aleksa PETKOVIC, Serbia
- Paul PETERSSON-PABLO, Sweden
- Taha SAHIN, Turkey*
- Nijat SALIMZADE, Azerbaijan
- Miljan SAVKOVIĆ, Serbia*
- Svetlana STOJANOVA, North Macedonia
- Ilaria TALLI, Italy
- Kujtim THAÇI, Kosovo*

**in the frame of the EFLM Vic Blaton Scholarship Programme*

Bursaries Scholarships Awards



EFLM AWARDS

EFLM Award for Scientific Achievements in Laboratory Medicine sponsored by Roche

This award has been created to honor an individual, member of an EFLM National Societies, who has made important scientific contributions and innovations within the field of Clinical Chemistry and Laboratory Medicine.

EFLM Award for Achievements in Advancing Laboratory Medicine in Europe sponsored by Roche
This award has been created to recognize an individual, member of an EFLM National Societies, who has made important contributions to advance the profession of Clinical Chemistry and Laboratory Medicine in Europe and to enhance the visibility of the discipline within diagnostic and therapeutic medicine.

EFLM Academy Award 2023 and 2024
This award has been created to promote excellence and honour extraordinary individuals who have made substantial contribution to education in Laboratory Medicine in Europe. The award aims to encourage educational activities and recognize the value and importance of education for EFLM.

EFLM Young Laboratory Medicine Professional Award
This new award has been created to promote excellence and honour an extraordinary Young Scientist, who has made a substantial contribution to education or obtained a scientific achievement in Laboratory Medicine in Europe.

EFLM Award for Excellence in Outcomes Research in Laboratory Medicine sponsored by Abbott Diagnostics
This award is given to the best published paper, as judged by an independent panel of experts, which demonstrates improved clinical and/or economic outcomes of an in vitro diagnostic test or better management of laboratory/test data.

EFLM Award for Excellence in Performance Specifications Research sponsored by Abbott Diagnostics
This award is given to the best published paper, as judged by an independent panel of experts, which demonstrates an important and novel contribution to the theory or practical application of performance specifications.

EFLM Cardiac Marker Award sponsored by Hytest
This award is given to a young scientist under the age of 40, as judged by an independent panel of experts, in recognition of remarkable scientific work that highlights the importance of high-quality research in the field of cardiac markers and cardiovascular diseases.



IFCC TRAVEL SCHOLARSHIPS

Hamide Shllaku – ASoLaM, Albania Society of Clinical Biochemistry & Laboratory Medicine
 Fernandez Machulsky Hernán Nahuel – Confederación Unificada Bioquímica de la Republica Argentina (CUBRA)
 Bree James – Australasian Association for Clinical Biochemistry and Laboratory Medicine (AACB)
 Marion Janssen – Royal Belgian Society of Laboratory Medicine (RBSLM)
 Zidonia Carmen Delgado Barrera – Bolivian Society of Clinical Biochemistry (SOBOBIOCLI)
 Gerson Dierley Keppeke – Chilean Society of Clinical Chemistry
 Xincen Duan – Chinese Society of Laboratory Medicine (CSLM)
 Katharina Habler – Deutsche Gesellschaft für Klinische Chemie und Laboratoriumsmedizin e.V. (DGKL)
 Hallal Siham – Société Algerienne de Biologie Clinique (SABC)
 Dmitri Šišmintsev – Estonian Society for Laboratory Medicine
 Beumer Prieto Blanca – Spanish Society of Laboratory Medicine – SEMEDLAB
 Charles Lefèvre – Société Française de Biologie Clinique (SFBC)
 Nino Berishvili – Laboratory Medicine Association of Georgia (GLMA)
 Chrysanthi Tsingka – Greek Society of Clinical Chemistry – Clinical Biochemistry (GSCC-CB)
 Alen Vrtaric – Croatian Society of Medical Biochemistry and Laboratory Medicine (HDMBLM)
 Made Putra Semadhi – Indonesian Association for Clinical Chemistry (HKKI)
 Karthik Kanakoor – Association of Medical Biochemists of India (AMBI)
 Shilpa Naagar – Association of Clinical Biochemists of India (ACBI)
 Federica Costa – Italian Society of Clinical Chemistry and Clinical Molecular Biology (SIBioC)
 Yasuhiro Endo – Japan Society of Clinical Chemistry (JSCC)
 Nathan Githogori Kiboi – Clinical Chemnists Association of Kenya (CCAK)
 Jikyo Lee – Korean Society for Clinical Chemistry (KSCC)
 Pavithra Piyabhashini Samarakoon – College of Chemical Pathologists of Sri Lanka; Association for Clinical Biochemistry, Sri Lanka
 Chaimae Fekkoul – Moroccan Society of Clinical Chemistry and Laboratory Medecine (SMCC)
 Munthali Anthali – Malawi Association of Medical Laboratory Scientists (MAMLS)
 Henry Velázquez Soto – Federación Nacional de Químicos Clínicos (CONAQUIC A.C.)
 Wenna Nallance Lim – Malaysian Association of Clinical Biochemists (MACB)
 Medina Bukola Bello – Association of Clinical Chemists of Nigeria (ACCN)
 Michelle Van Der Helm – Netherlands Society of Clinical Chemistry and Laboratory Medicine (NVKC)
 Pernille Kjeilen Fauskanger – Norsk Forening for Medinsk Biokjemi (NFMB)
 Aryal Binod – Nepalese Association for Clinical Chemistry (NACC)
 Mabel Del Carmen Martinez-Montero – Colegio Nacional del Laboratoristas Clínicos (CONALAC)
 Gio Earnest De la Cruz – Philippine Council for Quality Assurance in Clinical Laboratories (PCQACL)
 Warda Iqbal – Pakistan Society of Chemical Pathologists (PSCP)
 Mendes Filipa Barbosa Carla – Sociedade Portuguesa de Química Clínica, Genética e Medicina Laboratorial (SPML)
 Karpova Asel – Association of Laboratory Specialists and Organizations «Federation of Laboratory Medicine» (FLM)
 Chong Pek Yen – Singapore Association of Clinical Biochemists (SACB)
 Poplašen Helena – Slovenian Association for Clinical Chemistry and Laboratory Medicine (SZKKLM)
 Ahlem Ben Messaoud – Société Tunisienne de Biologie Clinique (STBC)
 Ghassen Guedri- Société Tunisienne de Biologie Clinique (STBC)
 Ceren Gumedag – Turkish Biochemical Society (TBS)
 Victoria Halzogaray – Asociación Bioquímica Uruguaya
 Jurie Johannes Jordaan – South African Association for Clinical Biochemistry and Laboratory Medicine (SAACB)
 Larry Ng’andu – Biomedical Society of Zambia (BSZ)
 Moyo Nesisa – Zimbabwe Association of Clinical Biochemists (ZACB)

AUDITORIUM 2000	
17.00	Opening ceremony Human Health and Well-being: Balancing Between Flavor and Gut Microbiota
20.00	Welcome Reception

10.00-17.00 Exhibition open

	AUDI 2000	AUDI 500	ROOM A	ROOM B	ROOM C	ROOM 1123	ROOM 1122
9.15 11.15	IFCC SYM 1 Hot topics in Laboratory Medicine	EFLM SYM 1 EFLM- BioMedAlliance – Laboratory Medicine and the EU in the Era of Precision Medicine	SYM 1 New approaches for deriving and applying biological variation data for clinical use.	SYM 2 The present and future of minimal residual disease (MRD) assessment	IFCC SYM 2 Future laboratory IT systems and standardized laboratory terminology	RBSLM SYM 1 Improving quality in the extra-analytical phase	SYM 3 AntiMicrobial Stewardship in real praxis
11.15	BREAK						
11.45 12.45	PL 1 (ROOM AUDI 2000) Clinical proteomics: More precision in precision oncology - adding phosphoproteomics to the molecular tumor board						
12.45 14.00	POSTER SESSION • LUNCH						
13.00 14.00		LW 1 ROCHE Revolutionizing diagnostics: Enter a new dimension in mass spectrometry	LW 2 MINDRAY AI-Empowered Diagnostic Workflows for Modern Hematology Laboratories	LW 3 SIEMENS HEALTHINEERS Innovation in neurology patient management: Blood-based biomarkers and the role of Neurofilament Light Chain (NfL) in relapsing multiple sclerosis (RMS)	LW 4 SNIBE Insights on the laboratory medicine - Session 1	LW 5 SCOPIO LABS Hematology in the Clinical Laboratory – Technologies Past, Present and Future	
14.30 15.30		EDUW 1 SYSMEX Power up your haemostasis lab: Your path to better haemostasis care	EDUW 2 SIEMENS HEALTHINEERS High volume and multidisciplinary workflow integration of infectious disease assays: Experiences from University Hospital of Grenoble and University of Naples Federico II	EDUW 3 BECKMAN COULTER Best QC Practices for Superior Instrumentation: Achieving High-Quality Outcomes for All	EDUW 4 SNIBE Insights on the laboratory medicine - Session 2	EDUW 5 WONDFO POCT in Laboratory Medicine: The Added Value and Potential Challenges	
16.00 17.00	15:30-17:30 ROUND-TABLE 1 Beyond the Numbers: Integrating Laboratory and Clinical Perspectives on Thyroid Health		EDUW 7 ABBOTT Challenges and innovations in traumatic brain injury care	EDUW 8 BINDING SITE The EXENT System: An Innovative Mass Spectrometry solution for Monoclonal Gammopathy assessment	EDUW 9 SNIBE Insights on the laboratory medicine - Session 2	EDUW 10 RANDOX Novel Diagnostic Strategies to Address Unmet Clinical Needs in a Near-Patient Setting	

10.00-17.00 Exhibition open

	AUDI 2000	AUDI 500	ROOM A	ROOM B	ROOM C	ROOM 1123
9.15 11.15	IFCC SYM 3 Unraveling the Role of Machine Learning in Clinical Chemistry: Bridging the Gap between Potential and Practicality	EFLM SYM 2 Value Based Healthcare in Laboratory Medicine	SYM 4 Defining analytical performance requirements for laboratory tests to make them fit for clinical purpose	SYM 5 Sustainable Reference intervals and Clinical Decision Limits: Towards Standardization & Harmonization	SYM 6 Environmental Impact of Laboratory Medicine (Green and Sustainable Medical Laboratories)	RBSLM SYM 2 From preanalytical to postanalytical phase in hematology/hemostasis laboratories
11.15	BREAK					
11.45 12.45	PL 2 (ROOM AUDI 2000) Sepsis associated acute kidney injury					
12.45 14.00	POSTER SESSION • LUNCH					
13.00 14.00		LW 6 ABBOTT Empowering women's health: challenges and solutions	LW 7 SIEMENS HEALTHINEERS Component-resolved diagnostics in allergy – The next step towards personalized patient management.	LW 8 BECKMAN COULTER Bridging Science and Practice: MDW's Role in Improving Sepsis Outcomes	LW 9 SNIBE The role of biomarkers in laboratory medicine - Session 1	LW 10 MINDRAY Advancing Immunoassay Innovations: Shedding New Light on Endocrine Diagnostics
14.30 15.30		EDUW 11 SYSMEX Layers of Success: New Perspectives on Laboratory Automation	EDUW 12 WERFEN Innovation in Internal & External Quality Control in Medical Labs: Use of Bayesian Statistical Methods	EDUW 13 ROCHE Insights into next-generation high-sensitivity troponin assays	EDUW 14 SNIBE The role of biomarkers in laboratory medicine - Session 2	EDUW 15 SEBIA Emergence of Artificial Intelligence: Transforming Laboratory Workflow of Immunotyping Interpretation in Myeloma
16.00 17.00	15:30-17:30 ROUND TABLE 2 Health Economics: Transforming Laboratory Data into Value	EDUW 16 CHEMCLIN Clinical Applications of LiCA® Plasma Biomarkers: Advancing Diagnosis and Staging of Alzheimer's Disease	EDUW 17 MEDTECH EUROPE Unlocking the Potential of Real-World Evidence for IVDs: Opportunities for Laboratories and Manufacturers	EDUW 18 SIEMENS HEALTHINEERS Improved Leukemia Diagnostic Pathway: The Role of Digital Morphology	EDUW 19 SNIBE The role of biomarkers in laboratory medicine - Session 2	EDUW 20 SARSTEDT One touch sample handling, how innovative sample shipping can significantly shorten the time to result, save resources and as with excellent sample quality

Timetable

10.00-17.00 Exhibition open

	AUDI 2000	AUDI 500	ROOM A	ROOM B	ROOM C	ROOM 1123
9.15 11.15	IFCC SYM 4 Cardiac troponins; clinical utility, analytical performance and future opportunities	EFLM SYM 3 Integrated Diagnostics – Interdisciplinary Strategies and Approaches	SYM 7 Medical test standardization in the era of Metrological Traceability: who is accountable?	SYM 8 Current and Future Landscape of Tumor Markers in Clinical Use: Applications, Challenges, and Perspectives	SYM 9 Biomarkers of the Brain: Past and Future	SYM 13 Value of Diagnostics and Labtest around NCDs
11.15 11.45	BREAK					
11.45 12.45	PL 3 (ROOM AUDI 2000) Bone Forming Agents: Will they help to close the gap in the treatment of post-menopausal osteoporosis					
12.45 14.00	POSTER SESSION LUNCH					
13.00 14.00			LW 12 GREINER BIO-ONE Patient blood management	LW 13 WERFEN K+ measurement in Blood Gas Analysis: a hidden risk for patient outcome. The role of Hemolysis	LW 14 SNIBE Latest updates in laboratory medicine - Session 1	LW 15 BD What’s new in the preanalytical “toolbox” for challenging environments?
14.30 15.30		EDUW 21 YHLO Advances in Technology: New Perspectives in Autoimmune & Me- tabolic Diagnostics	EDUW 22 GREINER BIO-ONE Hemolysis – can we do it better?	EDUW 23 WERFEN Enhancing Autoimmunity Lab Efficiency with Particle-Based Multi-Analyte Technology	EDUW 24 SNIBE Latest updates in laboratory medicine - Session 2	EDUW 25 THERMO FISHER A Patient-Outcome Approach to Sepsis Biomarkers: Promising Leads and Proven Performers
16.00 17.00	15:30-17:30 ROUND TABLE 3 Emerging AI Applications in Laboratory Medicine				EDUW 29 SNIBE Latest updates in laboratory medicine - Session 2	

	AUDI 2000	AUDI 500	ROOM A	ROOM B	ROOM C	ROOM 1123
9.00 11.00	IFCC SYM 5 What 21st century IFCC leadership should be: history, vision, implementation, and opportunities?	SYM 10 How can we integrate proteomics and metabolomics in Clinical Lab?	SYM 11 Quality Assurance in Autoimmunity	SYM 12 AI in the extranalytical phases	RBSLM SYM 3 New EFLM approaches to urinalysis and urine bacterial	SYM 14 Integrating Recent Basic Biomolecular Achievements in Medical Practice - Diagnostics & Therapy
11.00 11.30	BREAK					
11.30 12.30	PL 4 (ROOM AUDI 2000) Digital Twins: from Personalised Medicine to Precision Public Health culture					
12.30 13.00	Closing Ceremony					

Accreditation

EFLM CONTINUING PROFESSIONAL EDUCATION CREDIT SYSTEM (CPECS®)

The 26th IFCC-EFLM EUROMEDLAB Congress of Clinical Chemistry and Laboratory Medicine and 49th Annual Meeting of the Royal Belgian Society of Laboratory Medicine is accredited by the EFLM CPECS® to deliver CPECS® credits for participants.

EFLM CPECS® is an administrative system that provides a quality assurance mechanism for the accreditation of continuing education programs and events offered based on high-quality continuing education content in laboratory medicine and relevant scientific topics.

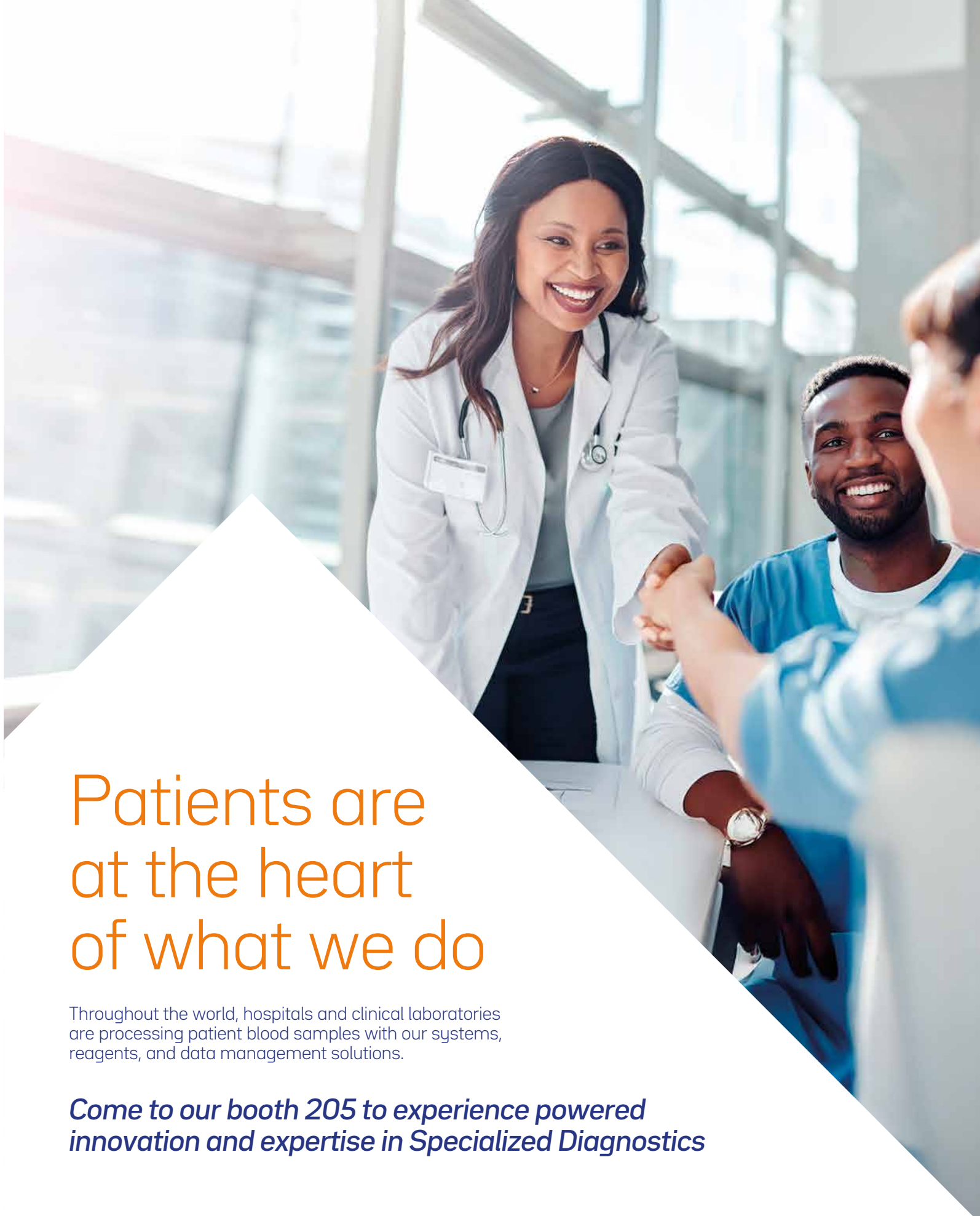
In those countries where a national crediting system is not in place, the CPECS® system can directly represent the system adopted at national level for the certification of the educational events and may recognize CPECS® credits on a voluntary basis.

HOW TO GET CREDITS

A maximum of 18 CPECS® credits can be awarded for the educational sessions of the EuroMedLab Brussels 2025 Congress. Each participant must attend at least 75% of each session to get CPECS® credits. Information on CPECS® credits per session can be found in the scientific program and the mobile app (once available).

A board with a specific QR code will be placed inside each conference room. Each delegate interested in getting the CPECS® credits must scan the QR code at the entrance and at the exit of the room for every session. In order to scan the QR code the delegate has to use the dedicated Congress APP where a section will be entirely dedicated to the CPECS program, accessible with the credentials received during registration to the congress.

Once the congress is over, only delegates with 75% of attendance will receive a specific email with the evaluation questionnaire for the sessions they attended. At the end of the whole process, they will automatically receive the CPECS® certificate.



Patients are at the heart of what we do

Throughout the world, hospitals and clinical laboratories are processing patient blood samples with our systems, reagents, and data management solutions.

Come to our booth 205 to experience powered innovation and expertise in Specialized Diagnostics

[werfen.com](https://www.werfen.com)

werfen
Powering Patient Care

Program

SUNDAY

18 May

17:00-19:00 OPENING CEREMONY

Welcome addresses:

IFCC President and Congress Chair, T. Ozben
EFLM President, M. Plebani
RBSLM President, E. Cavalier
Congress President, D. Gruson
SPC Chair, K. Adeli

IFCC Awards announced by Prof. Tomris Ozben
EFLM Awards announced by Prof. Mario Plebani
Young Scientists Poster Awards presented by Prof. Tomris Ozben and Prof. Mario Plebani

17.00-19.00



OPENING LECTURE

Human Health and Well-being: Balancing Between Flavor and Gut Microbiota

Chair: Damien Gruson (Belgium)

Speakers: Patrice D. Cani (Belgium), Laurent Gerbaud (Belgium)



Patrice D. Cani is full professor of physiology, metabolism and nutrition at UCLouvain (Brussels, Belgium) and researcher at the Louvain Drug Research Institute (LDRI) and the Institute of Experimental and Clinical Research (IREC). He is honorary research director from the Belgian Fund for Scientific Research (FRS-FNRS) and WELRI investigator.

After a B.Sc. degree in dietetics he joined the Faculty of Medicine of UCLouvain where he holds multiple degrees in nutrition and health sciences (M.Sc. Human Nutrition & M.Sc. Health Sciences) and a PhD in Biomedical Sciences (physiology, metabolism and nutrition).

His research interests are the investigation of the role of the gut microbiota in the development of low-grade inflammation in the context of cardiometabolic disorders such as obesity, type 2 diabetes, but also in cancer.

A member of the Royal Academy of Medicine of Belgium, Cani has authored over 370 publications and is recognized as a highly cited researcher, with an h-index of 113 and over 64500 citations (Scopus Q3 2024). His motto is "In Gut We Trust".



Laurent Gerbaud, an exceptional Belgian chocolatier, has a true passion: for unusual flavours, travelling, encounters... and life in general.

For over ten years now, he has been delighting the taste buds of visitors to his shop on Rue Ravenstein, just a stone's throw from the Mont des Arts, right in the heart of Brussels.

It was on two-year voyage of initiation – and chocolate – to China that Laurent discovered the wonders of a less sugar-focused cuisine and, on his return, started to produce blends of flavours as unique as they are addictive.

His artisan creations successfully convey some of his love for travel through their unique combinations and choice of premium raw ingredients. Skilfully balanced through experimentation and instinct, delightful ingredients like the Shanghai orange, Madagascar pepper, the Izmir fig, or the Taggiascha black olive, will be sure to give you a taste of Laurent's favourite destinations.

Seeking to offer the best chocolate, every Laurent Gerbaud product is hand crafted in our kitchen, which is open to view behind a glass screen in the boutique. This transparency is essential to Laurent: customers can watch the entire process involved in making the chocolates and other treats, and then try them in the tearoom or back at home on their sofa. So, there's no trickery involved: Laurent Gerbaud's chocolate is as authentic as it is delicious – its imperfections simply add to its beauty.

MONDAY

19 May

09.15-11.15 IFCC SYMPOSIUM 1



Hot topics in Laboratory Medicine

Chairs: Tomris Ozben (Türkiye), Khosrow Adeli (Canada)

2 CPECS CREDITS



Moving Beyond Sensitivity and Specificity: Showing the Value of Lab Medicine Through Outcome Measures - Zhen Zhao, USA
Beyond blood – how to establish traceability and verify the accuracy of glucose testing in various biological fluids - Guido Freckmann, Germany
Integration of Tandem Mass Spectrometry (MS) into Routine Clinical Laboratory Workflows - Daniel Holmes, Canada
Balancing the risks against the advantages of Machine learning - Shannon Haymond, USA

09.15-11.15 EFLM SYMPOSIUM 1



EFLM - BioMedAlliance

Laboratory Medicine and the EU in the Era of Precision Medicine

Chairs: Elizabeth Macintyre (France), Snezana Jovicic (Serbia)

2 CPECS CREDITS



Impact of IVDR on diagnostic practice - Christa Cobbaert, the Netherlands
Automatic regulation and recognition of Laboratory Medicine Specialists in EU: facts and obstacles (reality or fiction) - Evgenija Homsak, Slovenia
Diagnostic Oecumenics in Onco-Hematology - Elizabeth Macintyre, France
Upskilling Healthcare Professionals for the delivery of genomic medicine: a UK and ESHG perspective
Julia Baptista, UK

09.15-11.15 SYMPOSIUM 1



New approaches for deriving and applying biological variation data for clinical use

Chairs: Aasne K. Aarsand (Norway), Sverre Sandberg (Norway)

2 CPECS CREDITS

Biological variation - recent developments and future challenges - Aasne K. Aarsand, Norway
Using biological variation data to define personalized and population-based reference intervals
Abdurrahman Coskun, Türkiye
New models for biological variation data and consequences for their practical use - Sverre Sandberg, Norway
Dealing with biological variation in sports drug testing - the athlete biological passport approach – Thomas Piper, Germany

09.15-11.15 SYMPOSIUM 2



The present and future of minimal residual disease (MRD) assessment

Chairs: Katie Thoren (USA), Michael Neumaier (Germany)

2 CPECS CREDITS

Mass spectrometry for MRD assessment in multiple myeloma - Katie Thoren, USA
Flow cytometry for MRD in leukemia and lymphoma - Marion Eveillard, France
Cell-free DNA techniques for MRD - Michael Neumaier, Germany
Flow cytometry for MRD in multiple myeloma - Tomas Jelinek, Czech Republic

09.15-11.15 IFCC SYMPOSIUM 2

2 CPECS CREDITS



Future laboratory IT systems and standardized laboratory terminology

Chair: Young Bae Hansen (Denmark), Ann Verdonck (Belgium)

Standardization of laboratory terminology including quantity, measurement units and measurements - Fatma Yilmaz, Türkiye
Analytical Considerations in Test Standardization - Gunnar Nordin, Sweden
Case Examples on Impact of Lack of Standardization in Global Health - Sridevi Devaraj, USA
Warranted IT solutions in laboratory medicine and the digital ecosystem- (what future IT solutions do laboratory medicine need) - Young Bae Hansen, Denmark

09.15-11.15 RBSLM SYMPOSIUM 1

2 CPECS CREDITS



Improving quality in the extra-analytical phase

Chairs: Mario Plebani (Italy), Pieter Vermeersch (Belgium)

Quality indicators for the extra-analytical phase: the IFCC Model of quality indicators - Laura Sciacovelli, Italy
Defining essential quality indicators for the total testing process: a 2024 consensus statement on behalf of IFCC WG-LIPS - Vincent De Guire, Canada
Implementation of a national benchmark program for quality indicators for the extra-analytical phase - Gregor Pairoux, Belgium
From panic values towards tailored critical result and critical decision limits: improving communication of significantly abnormal results to clinicians - Pieter Vermeersch, Belgium

09.15-11.15 SYMPOSIUM 3

2 CPECS CREDITS



AntiMicrobial Stewardship in real praxis

Chairs: Vaclava Adamkova (Czech Republic), Tomas Zima (Czech Republic)

AMS in haematooncology - where we are and where can we be - Ľuboš Drgoňa, Slovak Republic
Does rapid testing trump conventional approaches in supporting AMS - Gian Maria Rossolini, Italy
When the limits are within us - case reports - Václava Adámková and Helena Lahoda Brodská, Czech Republic
2 oral communications from abstracts

11.45-12.45



PLENARY LECTURE 1

1 CPECS CREDIT



Clinical proteomics: more precision in precision oncology - adding phosphoproteomics to the molecular tumor board

Chair: Khosrow Adeli (Canada)

Speaker: Bernard Kuster (Germany)



Bernhard Kuster holds a chemistry degree from Cologne, a PhD in Biochemistry from Oxford and did his PostDoc with Matthias Mann at the EMBL in Heidelberg and the University of Southern Denmark. After seven years as Vice President Analytical Sciences and Informatics at Cellzome (now GSK), he became Full Professor of Proteomics at the TU Munich in 2007. He is also the Director of the Bavarian Biomolecular Mass Spectrometry Center, Co-Director of the Center for Infection Prevention, Spokesperson of the German national initiative on Mass Spectrometry in Systems Medicine and leads the Clinical Mass Spectrometry Center Munich project. Bernhard is a member of the German National Academy of Science, Leopoldina.

Bernhard's research focuses on proteomics and its application to chemical and cancer biology. He is interested in understanding how cancer drugs actually work and has received an ERC Advanced Grant in 2019 aiming to integrate proteomics into precision medicine. Bernhard has received several awards, including from the Human Proteome Organization for a first draft of the human proteome and his long-standing contributions to the field of chemical proteomics. Bernhard has co-founded two successful start-up companies that operate in the area of proteomics and artificial intelligence.

15.30-17.30



ROUND-TABLE 1

2 CPECS CREDITS

Beyond the Numbers: Integrating Laboratory and Clinical Perspectives on Thyroid Health

Chairs: Kris Poppe (Belgium), Etienne Cavalier (Belgium)

Speakers:

Brigitte Decallonne, Belgium

Luca Giovanella, Switzerland

Sergio Bernardini, Italy

Damien Gruson, Belgium

Corporate
Workshops

Lunch Workshop 1

Room Auditorium 500
13.00/14.00



TITLE: Revolutionizing diagnostics: Enter a new dimension in mass spectrometry

CHAIR: Dr. Dusanka Kasapic
Affiliation: Medical Affairs Lead (Roche Diagnostics)

SPEAKER 1: Prof. Dr. Robert De Jonge
Affiliation: VU University Medical Center, Amsterdam, Netherlands
SPEAKER 2: Prof. Dr. Michael Vogeser
Affiliation: Ludwig-Maximilians-University Munich (LMU), Germany
SPEAKER 3: Prof. Dr. Pieter Vermeersch
Affiliation: University of Leuven, Belgium

PROGRAMME:

The workshop will feature a panel of experts who will share their experiences, insights and data from the multicenter evaluation study, discussing how the system performs in daily routine use.

Learning Objectives:

The primary objective of this event is to inform laboratory professionals and clinicians about the strengths and challenges of a fully automated LC-MS/MS analyzer and to foster an understanding of the role of mass spectrometry technology in the routine clinical laboratory.

Abstract: Steroid and therapeutic drug concentrations can be measured using immunoassays and chromatographic methods, such as liquid chromatography coupled with tandem mass spectrometry (LC-MS/MS). LC-MS/MS is regarded as the gold standard due to its high sensitivity, specificity, and ability to quantify multiple compounds without cross-reactivity. However, LC-MS/MS faces challenges due to a lack of automation, requiring specialized staff, extensive hands-on time, potential handling errors, and considerable inter-laboratory variation affecting standardization. The pursuit for measuring new and established biomarkers with higher specificity, sensitivity, and accuracy is propelling advancements and innovations in laboratory medicine. Consequently, mass spectrometry has become increasingly used and well-established, particularly in endocrinology and therapeutic drug monitoring, complementing traditional chemistry and immunochemical methods. Although partial automation and commercial kits have enhanced LC-MS/MS’s practicability, it remains less efficient than fully automated immunoassays that offer continuous random access and require no specialized personnel or equipment. The Cobas® Mass Spec solution (Roche Diagnostics International Ltd, Rotkreuz, Switzerland) aims to provide a notable improvement as a fully automated LC-MS/MS analyzer, integrating sample extraction and parallel testing through liquid chromatography cartridges, thus enabling random access and higher throughput. Disclaimer: Cobas i 601 analyzer and Ionify Steroids 1 reagent pack are CE-marked. Further Ionify reagents are still under development. These products are not cleared or available for use in the US. COBAS and IONIFY are trademarks of Roche.

Lunch Workshop 2

Room A
13.00/14.00



TITLE: AI-Empowered Diagnostic Workflows for Modern Hematology Laboratories

CHAIR: Dr. Fabrizio Papa
Affiliation: Department of Laboratory Sciences, Ospedale Isola Tiberina – Gemelli Isola, Rome, Italy

SPEAKER 1: Dr. Chloe Rampon
Affiliation: Hematology Laboratory, Centre Hospitalier Universitaire de Dijon, Dijon, France
SPEAKER 2: Prof. Marie Christine Béné
Affiliation: Faculty of Medicine, Nantes University, Nantes, France

PROGRAMME

13.00-13.05 Welcome and Introduction of the topic and speakers – F. Papa
13.05-13.30 Enhancing Hematology Malignancy Screening with Advanced Hematology Analyzers and Morphology Analysis – C. Rampon
13.30-13.55 Advancing Platelet Solutions with AI and Morphology Driven Workflows Integrating Four Counting Technologies. – M.C. Béné
13.55-14.00 Q&A and close

Learning Objectives:

This workshop highlights the practical applications of AI-powered diagnostic workflows in hematology laboratories. Attendees will explore how advanced hematology and morphology analyzers, combined with artificial intelligence, support accurate and efficient diagnostics. Key topics include screening hematologic malignancies, improving platelet counting, and evaluating the performance of modern technologies in diverse clinical contexts. Through expert-led sessions, participants will learn about the clinical significance of these advancements and how they can be effectively implemented to enhance laboratory practices.

- Explore AI Applications: Understand how AI-powered technologies are applied in hematology laboratories to improve diagnostic accuracy and workflow efficiency.
- Compare Platelet Counting Technologies: Analyze the performance and clinical utility of various PLT counting methods in different clinical settings.
- Enhance Malignancy Screening: Learn about advanced hematology analyzers and their role in improving sensitivity and specificity in hematologic malignancy screening.
- Understand Workflow Integration: Examine how AI-driven morphology analysis and other tools are integrated into laboratory workflows to optimize diagnostics.
- Apply Clinical Insights: Gain practical knowledge on implementing these technologies to address real-world challenges in hematology laboratories.

Lunch Workshop 3

Room B
13.00/14.00



TITLE: Innovation in neurology patient management: Blood-based biomarkers and the role of Neurofilament Light Chain (NfL) in relapsing multiple sclerosis (RMS)

CHAIR: Dr. James Freeman
Affiliation: Siemens Healthineers

SPEAKER 1: Henrik Zetterberg, MD, PhD
Affiliation: University of Gothenburg, University College London
SPEAKER 2: Jean-Louis Bayart
Affiliation: Clinique St-Pierre, Ottignies, Cliniques Universitaires Saint-Luc
SPEAKER 3: Vincent van Pesch, MD, PhD
Affiliation: Cliniques Universitaires Saint-Luc, Université Catholique de Louvain (UCLouvain)

PROGRAMME:

- Intro: Dr. James Freeman (5 minutes)
 - Advancement of blood-based biomarkers in neurologic conditions (25 minutes)
 - Introduction of NfL as the first CE-marked* blood-based biomarker for RMS (25 min)
 - Extro: Dr. James Freeman (5 minutes)
- *CE 0197

Learning Objectives:

- Gain a comprehensive understanding of the current and future neurologic blood-based biomarkers.
- Understanding the integration of NfL into laboratory practice and the clinic for RMS.

Lunch Workshop 5

Room 1123
13.00/14.00



TITLE: Hematology in the Clinical Laboratory – Technologies Past, Present and Future

CHAIR: Jordan Feder
Affiliation: Scopio Labs, VP Business Development

SPEAKER 1: Dr. Mathias Bruegel
Affiliation: Institute of Laboratory Medicine, University Hospital, Ludwig-Maximilians-University (LMU) Munich, Munich, Germany

PROGRAMME:

13.00-13.05 Introduction by the Chair
13.05-13.50 Presentation – Dr. M. Bruegel
13.50-14.00 Q&A

Learning Objectives:

The major expectation from the hematology clinical laboratory is to perform an accurate analysis of complete blood count and to reliably identify pathological patient samples with a need for further diagnostic escalation. Until now, the central applied technologies are automated hematology analyzers for automated cell counting and identification of pathological samples, and manual microscopy for confirmation of automated results. In this context, manual microscopy is still the groundbreaking element. Digital AI-supported imaging platforms have been introduced into routine diagnostics in recent years with the aim of reducing labor-intensive and time-consuming manual microscopy. However, beside affecting workflows in the clinical laboratory, these technologies might also have the potential to develop new diagnostic strategies by recognizing cellular patterns in the future that are not accessible to current technologies or the human eye. This workshop will give an overview of the different technologies applied in hematology routine laboratories. In this context, preliminary validation data of the newly introduced Scopio X100HT digital imaging platform will be presented.

Educational Workshop 1

Room Auditorium 500
14.30/15.30



TITLE: Power up your haemostasis lab: Your path to better haemostasis care

CHAIR: Dr Andreas R. Rechner
Affiliation: Scientific Marketing Manager, Haemostasis Sysmex Europe

SPEAKER 1: Priv. Doz. Dr Florian Prüller
Affiliation: FA for Medical and Chemical Laboratory Diagnostics LKH-University Hospital Graz Clinical Institute of Medical and Chemical Laboratory Diagnostics – Graz, Austria
SPEAKER 2: Danielle White
Affiliation: Clinical scientist Addenbrooke’s hospital Cambridge – United Kingdom
SPEAKER 3: Thomas Pitchford, PhD
Affiliation: Senior Biomedical Scientist – Thrombophilia and Sysmex Consultancy Lead Sheffield Haemophilia and Thrombosis Sheffield, United Kingdom

PROGRAMME:

- 14.30-14.35 Introduction – Dr Andreas Rechner
- 14.35-14.50 Clinical utility of automated light transmission aggregometry in the diagnosis of inherited platelet function disorders – Priv. Doz. Dr Florian Prüller
- 14.50-15.05 Go with the flow: flow cytometry assay for inherited platelet disorders – Danielle White
- 15.05-15.20 Comparison of commercial anti-Xa assay Thomas Pitchford
- 15.20-15.30 All Q&A

Learning objectives:

- Understand relevance of inherited platelet function disorders in clinical practice
- Learn how to screen for and how to diagnose inherited platelet function disorders
- Know the differences and commonalities of commercially available anti-Xa assays

Educational Workshop 2

Room A
14.30/15.30



TITLE: High volume and multidisciplinary workflow integration of infectious disease assays: Experiences from University Hospital of Grenoble and University of Naples Federico II

CHAIR: Dr. James Freeman
Affiliation: Siemens Healthineers

SPEAKER 1: Dr. Carole Chirica
Affiliation: University Hospital of Grenoble
SPEAKER 2: Professor Giuseppe Portella
Affiliation: University of Naples Federico II

PROGRAMME:

Speaker 1: Demonstrating workflow benefits in incorporating infectious disease immunoassays with routine and STAT assays in a high-volume biochemistry lab operating 24/7 – 25 Minutes

Learning Objectives:

- Successful integration of HIV, HAV, HBV, HCV and Syphilis immunoassays in high-volume workflow biochemistry lab with 24/7 service for organ donations screening
- Proven turnaround time (TAT) improvement achieved by consolidation of biochemistry and immunoassays assays on new analyzers.
- Improvements in the lab operational efficiency and optimizing lab staff allocation to meet hospital needs.

Speaker 2: Multidisciplinary automated workflow for routine and screening tests in virology laboratory – 25 Minutes

Learning Objectives:

- Benefits of integration of multidisciplinary technology (i.e., immunochemistry and nephelometry to optimize virology laboratory routine high-volume workflow)
- Solutions to efficiently manage reflex test of HBV, HDV Ab, and HIV
- Optimization solutions for consolidation of virological screening program and routine assays workload

Educational Workshop 3

Room B
14.30/15.30



TITLE: Best QC Practices for Superior Instrumentation: Achieving High-Quality Outcomes for All

CHAIR: Anna Ruzhanskaya, PhD
Affiliation: Scientific Marketing Manager, Beckman Coulter

SPEAKER: Sten Westgard
Affiliation: Director, Westgard QC, Inc., Madison, WI, USA

PROGRAMME:

- Opening – 5 mins
- S. Westgard “The Value of Sigma Metrics in Laboratory Medicine” – 40 mins
- Q&A – 15 mins

Learning Objectives:

Performance requirements around the world are changing. In the US, CLIA’s new acceptability criteria took effect January 1st, 2025, reducing the goals for many common assays from 20% to 40%, with some additional extreme reductions reaching as high as 60%. Biochemistry, immunoassay, and hematology tests are all impacted. For EFLM goals, the new minimums are still proving hard to hit. Even newly proposed goals for uncertainty are no easier—and in many cases, even harder—to achieve. As labs face greater challenges in passing proficiency testing (PT), they face additional expenses as well as significantly greater time and energy to process PT specimens and troubleshoot when PT failures occur. As lab goals tighten, all labs may need to perform more Quality Control (QC), more rules, more levels, even more frequency of running QC.

During the workshop, we will share the mathematics to determine the risk of failing EQA/PT, as well as exactly how much and how often to run QC is readily available – both can be easily summarized by Six Sigma benchmarking. We will discuss instruments and methods that are fine and compliant today and share assumptions about which methods must be revisited. Conventional wisdom about which instruments are “the best” is about to be turned on its head.

- Locate performance requirements for EQA and PT from sources worldwide
- Identify which goals have changed for 2025
- Calculate an analytical Sigma metric
- Evaluate the risk of failing EQA/PT through the analytical Sigma metric
- Determine how much QC (rules, levels, and frequency) are needed based on the analytical Sigma metric
- Grade the success and failure rates of instruments in achieving global analytical goals.

Educational Workshop 5

Room 1123
14.30/15.30



TITLE: POCT in Laboratory Medicine: The Added Value and Potential Challenges

CHAIR: Prof. Khosrow Adeli
Affiliation: Past President, International Federation of Clinical Chemistry (IFCC) – Head & Professor, Pediatric Laboratory Medicine, The Hospital for Sick Children (SickKids), University of Toronto, Canada

SPEAKER 1: Prof. Damien Gruson
Affiliation: Chair of Emerging Technology Division, IFCC – Head of the Department and Medical Biochemistry, Department of Clinical Laboratory, Cliniques Universitaires Saint Luc, Brussels, Belgium
SPEAKER 2: Prof. Sergio Bernardini
Affiliation: Secretary General , IFCC – Professor, Department of Internal Medicine & Department of Clinical Biochemistry, University of Rome “Tor Vergata.” – Head of Department, Laboratory, University Hospital TOR Vergata – Roma

PROGRAMME:

- 14.30-14.35 Opening Remarks by Chair – K. Adeli
- 14.35-15.00 The Role of Laboratory Medicine in Enhancing Primary Care Efficiency: Can POCT Become a Game-Changer? D. Gruson
- 15.00-15.25 The Value of POCT in Urgent Care: Enhancing Speed and Accuracy in Critical Decisions – S. Bernardini
- 15.25-15.30 Q&A and Discussion

Learning Objectives:

The major expectation from the hematology clinical laboratory is to perform an accurate analysis of complete blood count and to reliably identify pathological patient samples with a need for further diagnostic escalation. Until now, the central applied technologies are automated hematology analyzers for automated cell counting and identification of pathological samples, and manual microscopy for confirmation of automated results. In this context, manual microscopy is still the groundbreaking element. Digital AI-supported imaging platforms have been introduced into routine diagnostics in recent years with the aim of reducing labor-intensive and time-consuming manual microscopy. However, beside affecting workflows in the clinical laboratory, these technologies might also have the potential to develop new diagnostic strategies by recognizing cellular patterns in the future that are not accessible to current technologies or the human eye. This workshop will give an overview of the different technologies applied in hematology routine laboratories. In this context, preliminary validation data of the newly introduced Scopia X100HT digital imaging platform will be presented.

Educational Workshop 7

Room Auditorium 500
16.00/17.00



TITLE: Challenges and innovations in traumatic brain injury care

CHAIR: Dr Christos Varounis, Area Medical Director EMEA
Affiliation: Abbott Core Diagnostics Medical Affairs

SPEAKERS 1 and 2: Dr Maria Pia Ruggieri, Director of the Emergency Room Unit and Short Stay Unit
Affiliation: A.O San Giovanni Addolorata hospital, Rome, Italy
Prof Ettore Capoluongo, Director of Clinical Pathology Unit
Affiliation: A.O San Giovanni Addolorata hospital, Rome, Italy
SPEAKER 3: Dr Dolores Fuentes Garcia
Affiliation: Hospital Universitario Virgen de las Nieves, Granada, Spain

PROGRAMME:

16.00 Welcome and introduction – Dr Christos Varounis
16.10 Bridging the gap: How Health Technology Innovations Can Shape the Management of TBI
• Insights from the ED – Dr Maria Pia Ruggieri
• Insights from the Lab – Prof Ettore Capoluongo
16.30 Innovating TBI care: enhancing efficiency in the Emergency room – Dr Dolores Fuentes Garcia
16.50 Live Q&A session – all

Learning objectives:

Around 2.5 million patients are diagnosed with traumatic brain injury (TBI) in Europe every year. Most of these cases are classified as mild, and only around 10% are likely to have any intracranial lesions visible on a computed tomography (CT) scan. However, CT scan is routinely used in evaluation of these patients, leading to many unnecessary scans being conducted. Therefore, novel blood biomarkers have been developed which can aid in reducing unnecessary costs, mitigating potentially unnecessary radiation exposure, and alleviating strained resources through improved management of patients with suspected mild TBI. The learning objectives are the following:

- Understand current challenges in mild TBI assessment and management in the Emergency Department (ED)
- Gain insight into new, innovative laboratory TBI solutions and the role of the ED and laboratory data in overcoming related challenges.
- Learn from pioneering centers that have already implemented novel TBI testing into patient care pathways in the real world

Educational Workshop 8

Room B
16.00/17.00



TITLE: The EXENT System: An Innovative Mass Spectrometry solution for Monoclonal Gammopathy assessment

CHAIR: Jamie Ashby, PhD, Sr Manager, Research & Development
Affiliation: The Binding Site, part of Thermo Fisher Scientific, Birmingham, UK

SPEAKER 1: Louis Nevejan, Resident Pharmacist & Clinical Biologist
Affiliation: AZ Sint Jan Brugge, Belgium
SPEAKER 2: Dr. Noemí Puig, MD, PhD, Consultant Physician
Affiliation: Hospital Universitario de Salamanca, Spain

PROGRAMME:

- Part 1 (20 minutes): Speaker: Louis Nevejan
Implementation of the EXENT System for routine clinical use, a step towards a gel-free laboratory!
- Part 2 (20 minutes): Speaker: Dr. Noemí Puig
Understanding the clinical value of the mass spectrometry in the management of patients with monoclonal gammopathies
- Q&A session (20 minutes)

Learning Objectives:

Key learning objectives - to understand

- Intro: Need for change in monoclonal gammopathy testing
- Verification of the EXENT System into a routine lab
- Analytical and clinical value of the EXENT system.

Educational Workshop 10

Room 1123
16.00/17.00



TITLE: Novel Diagnostic Strategies to Address Unmet Clinical Needs in a Near-Patient Setting

CHAIR: Prof. Khosrow Adeli
Affiliation: Chair of the Scientific Programme Committee in Brussels and IFCC past President

SPEAKER 1: Caolán Vaughan
Affiliation: Randox Clinical Immunoassay R&D Team Leader
SPEAKER 2: Sophie McColgan
Affiliation: Randox Biosciences Clinical Collaboration Leader

PROGRAMME:

The two speakers will both be speaking on the title of the workshop to convey the learning objectives outlined below.

Learning Objectives:

Current diagnostic solutions have excessive turnaround times which delay diagnosis and treatment. Recent advancements have introduced innovative novel pathways to enhance clinical intervention. Randox patented Biochip Array Technology enables rapid, simultaneous detection of multiple biomarkers from a single sample. This data-driven risk stratification allows earlier clinical intervention at the patient bedside, to inform personalised treatment pathways. These novel strategies to patient management reduce costs, shorten treatment times, and improve patient outcomes.

Lunch Workshop 4 – EDUW4 – EDUW9

Room C
13.00/17.00

TITLE: Insights On The Laboratory Medicine

Session One
CHAIR 1: Dr. Zesemdorj Otgon-Uul
Head, Department of Clinical Laboratory, Mongolian National University of Medical Sciences (MNUMS), Mongolia

SPEAKER 1: Prof. Tomris Ozben
Affiliation: IFCC, President – EFLM, Past President – Full Professor of Medical Biochemistry Akdeniz University, Medical Faculty, Dept. of Medical Biochemistry, Antalya Turkey – University of Modena and Reggio Emilia, Medical Faculty, Clinical and Experimental Medicine, Ph.D. Program, Modena, Italy
SPEAKER 2: Prof. Katell Peoc’h
Affiliation: President of the French Society of Clinical Biology – University of Paris, UFR of Medicine of Xavier Bichat, INSERM BIGR 75015 – Head of the biochemistry’s department, hôpital Bichat and Hôpital Beaujon, Assistance Publique des Hopitaux de Paris
SPEAKER 3: Prof. Dalius Vitkus
Affiliation: Vilnius University, Associate Professor – Vilnius University Hospital Santaros Klinikos, Head of the Centre of Laboratory Medicine – European Federation of Clinical Chemistry and Laboratory Medicine (EFLM), Member-at-large of the Executive Board – Lithuanian Society of Laboratory Medicine, President
SPEAKER 4: Prof. Sanja Stankovic
Affiliation: President of Serbian Society for Clinical Laboratory Medicine and Science (SCLM) – Director of Center for Medical Biochemistry, University Clinical Center of Serbia, Belgrade, Serbia – EuSpLM, FESC

Session Two

CHAIR 2: Prof. Klaus Peter Kohse
Affiliation: Professor of Clinical Chemistry and Pathobiochemistry, University Medicine Oldenburg – Past-Dean of Education, Faculty of Medicine, University of Oldenburg – Treasurer, European Federation of Clinical Chemistry and Laboratory Medicine (EFLM)

SPEAKER 5: Prof. Mario Plebani
Affiliation: President of the European Federation of Laboratory Medicine (EFLM) – Honorary Professor of Clinical Biochemistry and Clinical Molecular Biology – Past-Dean of the Medical School of the University of Padova, Italy – Editor in Chief of the Journal CCLM and Diagnosis (Dx) – Adjunct Professor, Department of Pathology, University of Texas, Medical Branch, Galveston, USA
SPEAKER 6: Prof. Giuseppe Banfi
Affiliation: Scientific Director, IRCCS Istituto Ortopedico Galeazzi, Milan – Clinical Biochemistry, University of San Raffaele, Milano – Scientific Ambassador Milano Innovation District
SPEAKER 7: Prof. Issam Frigaa
Affiliation: Head of Hemobiology and Blood Bank Center, Mustapha University Hospital, Algiers – President of Scientific Council of National Blood Agency, Algeria – President of the National Commission of Technical Experts, NBA – Professor, University of Health Sciences, Algiers
SPEAKER 8: Prof. Myrna Germanos Haddad
Affiliation: Saint Joseph University of Beirut – President of the Syndicate of Biologists of Lebanon – President of the National Accreditation Committee
SPEAKER 9: En. Mohd Hareeff Bin Muhammed
Affiliation: Head of Ambulatory, Allied Health & Ancillary Services, IHH Healthcare Malaysia – Chief Executive Officer, Premier Integrated Labs Sdn Bhd, IHH Healthcare – Consultant, Center for Healthy



Ageing & Wellness (H-CARE), University Kebangsaan Malaysia – Adjunct Professor, Faculty of Allied Health, Universiti Kebangsaan Malaysia – Malaysian Allied Health Professions Council (MAHPC)

PROGRAMME:

Session One
13.00-14.45 Chair – Dr. Zesemdorj Otgon-Uul
13.05-13.30 Shaping the Future of Laboratory Medicine: Current Innovations, and Emerging Trends – Prof. Tomris Ozben
13.30-13.55 Current Challenges in Exploring Iron Metabolism in 2025 Prof. Katell Peoc’h
13.55-14.20 Analytical Performance Specifications for External Quality Assessment – Prof. Dalius Vitkus
14.20-14.45 Clinically Accepted Biomarkers for HCC: Focus on PIVKA-II – Prof. Sanja Stankovic

Session Two

14.45-16.55 Chair – Prof. Klaus Peter Kohse
14.50-15.15 New Insights in Laboratory Automation Prof. Mario Plebani
15.15-15.40 Consensus Statement on Vitamin D: Whys, Whens and Hows – Prof. Giuseppe Banfi
15.40-16.05 Management of the Iron Deficiency in Blood Donor: New Approaches – Prof. Issam Frigaa
16.05-16.30 Elimination of Viral Hepatitis and HIV: an Achievable Goal – Prof. Myrna Germanos Haddad
16.30-16.55 Sustainable Diagnostics – Between making sense and being sensible – En. Mohd Hareeff Bin Muhammed

Learning Objectives:

- Main advantages and future trends of automation in laboratory medicine.
- Interpreted main mechanisms and molecular actors of iron metabolism.
- Recognize strengths and limitations of good biomarkers in iron deficiency biological diagnosis.
- General principals of EQA according to ISO 15189:2022
- How to understand analytical performance specifications (APS) for EQA/PT
- Clinical relevance of APS for EQA/PT
- Main biomarkers results in pathological conditions.
- Clinical application of PIVKA-II in diagnosis, surveillance and prognosis of HCC.
- Define epidemiology & diagnosis of HCC, listing current and emerging biomarkers for HCC.
- Identify key advancements in laboratory medicine and evaluate the impact of technologies such as total laboratory automation, molecular diagnostics on clinical practice.
- Overview the role of Artificial Intelligence, digitalization, and integrated diagnostics in medical laboratory operations, diagnosis and treatment.
- Learn value based healthcare in laboratory medicine.
- To know appropriateness and Accuracy of vitamin D measurement.
- Understand the main advantages of automation in laboratory medicine
- Understanding new development in total automation
- Improve knowledge on future trends in laboratory automation
- Knowing the main mechanisms and molecular actors of iron metabolism
- Choosing the good biomarkers for iron deficiency biological diagnosis, knowing their strengths and limitations
- Interpreting the main biomarkers results in pathological conditions

Join us at IFCC EUROMEDLAB 2025

18-22 May | Booth#278

Brussels Expo

北京万泰生物药业股份有限公司
Beijing Wantai Biological Pharmacy Enterprise Co., Ltd.

Wantai Lab Management With AI



Empowering Precision at Scale One Stop Solution for "Screening & Diagnostics"



Tuberculosis



HIV



Hepatitis Virus



Tumor



CONTACT US

Beijing Wantai Biological Pharmacy Enterprise Co., Ltd.
No.31 Kexueyuan Road, Changping District, Beijing 102206, CHINA
Tel: +0086 10 59528888
Website: www.ystwt.cn
E-mail: wtexport@ystwt.com



Follow us on LinkedIn

Program

TUESDAY
20 May

09.15-11.15 IFCC SYMPOSIUM 3

2 CPECS CREDITS



Unraveling the Role of Machine Learning in Clinical Chemistry:
Bridging the Gap between Potential and Practicality

Chair: He Sarina Yang (USA), Anna Carobene (Italy)

Navigating the challenges of implementing machine learning in clinical laboratory practice - He Sarina Yang, USA
Biomarkers vs. Machine: the Race to Predict Acute Kidney Injury - Joe El-Khoury, USA
Leveraging Laboratory Data as a Tool to Assess for Preanalytical Errors - Christopher Farnsworth, USA
Doing more with patient data: detection of analytical error through patient-based quality control - Mark Cervinski, USA

09.15-11.15 EFLM SYMPOSIUM 2

2 CPECS CREDITS



Value Based Healthcare in Laboratory Medicine

Chairs: Mario Plebani (Italy), Tomas Zima (Czech Republic)

Value Based Healthcare: the time is now - Mario Plebani, Italy
Value Based Healthcare: personalized and sustainable - Jan Hazelzet, the Netherlands
A European network for Value Based Healthcare - João Marques Gomes, Portugal
Value = outcome/costs, how to apply to laboratory medicine - Giuseppe Banfi, Italy

09.15-11.15 SYMPOSIUM 4

2 CPECS CREDITS



Defining analytical performance requirements for laboratory tests to make them fit for clinical purpose

Chairs: Andrea Rita Horvath (Australia), Sverre Sandberg (Norway)

Making laboratory tests fit for purpose - review of approaches that connect analytical and clinical performance of laboratory tests - Andrea Rita Horvath, Australia
Defining clinically acceptable analytical performance specifications - a practical approach - Emmi Rotgers, Finland
IGF-1 and IGF-1 SDS: Are analytical specifications fit for clinical purpose? - Erika Huijser, the Netherlands
Managing individual sources of measurement uncertainty in FIT colon cancer screening: the virtual laboratory concept as a solution for equity in medical laboratory care - Marith van Schrojenstein Lantman, the Netherlands
Establishing a reference measurement system for global standardization of PT-INR tests: an interim report
Michelle Van der Helm, the Netherlands

09.15-11.15 SYMPOSIUM 5

2 CPECS CREDITS



Sustainable Reference intervals and Clinical Decision Limits:
Towards Standardization & Harmonization

Chair: Dalius Vitkus (Lithuania), Khosrow Adeli (Canada)

Global Establishment and Harmonization of Pediatric Reference Intervals using Indirect Methods - Results of an IFCC TF-GRID Data Mining Study - Jakob Zierk, Germany
Pediatric and Adult Reference Interval Harmonization in Canada: Latest Updates - Khosrow Adeli, Canada
Reference Materials to Harmonize Autoimmune Assays - Joanne Sheldon, United Kingdom
Diversity in Reference Intervals and Non-Diversity in Decision Limits - Thomas Streichert, Germany

09.15-11.15

ROOM C

SYMPOSIUM 6

**Environmental Impact of Laboratory Medicine
(Green and Sustainable Medical Laboratories)**

Chairs: Tomris Ozben (Türkiye), John Anetor (Nigeria)

2 CPECS CREDITS

An Objective Assessment of Implementing Sustainable Practices in the Laboratory - Results of a Pilot Study
Alistair Gammie, UK
Key sustainability trends, challenges and opportunities from the perspective of EU medtech - Sigrid Linher, Belgium
Bioplastics: a promising alternative to conventional single use plastics in medical laboratories - Brian Freeland, Ireland
An Examination of the Benefits and Impediments to Sustainable Laboratory Medicine - John Anetor, Nigeria

09.15-11.15


ROOM 1123

RBSLM SYMPOSIUM 2

From preanalytical to postanalytical phase in hematology/hemostasis laboratories

Chair: Stijn Lambrecht (Belgium), François Mullier (Belgium)

2 CPECS CREDITS



Appropriate prescription of hematology/hemostasis assays - François Mullier, Belgium
Intended use of hematology/hemostasis assays: are we ready for IVDR implementation? - Dominique Lasne, France
Standardization in flow cytometry for diagnosis and MRD-analysis of hematological malignancies: the EuroFlow experience.
Mattias Hofmans, Belgium
Contribution of artificial intelligence to improve detection of pathological cells – Gina Zini, Italy

11.45-12.45

AUDI 2000

PLENARY LECTURE 2

Sepsis associated acute kidney injury

Chair: Mario Plebani (Italy)
Speaker: Marlies Ostermann (UK)

1 CPECS CREDIT



Marlies Ostermann is Professor of Intensive Care and Nephrology at Guy’s & St Thomas Hospital in London. Her academic and clinical interests relate to acute kidney injury, sepsis and extracorporeal organ support in critically ill patients. She is President Elect of the European Society of Intensive Care Medicine, Director of Research of the Intensive Care Society UK, Co-Chair of the KDIGO AKI guideline, and a member of the guideline panel of the Surviving Sepsis Campaign.



15.30-17.30

AUDI 2000

ROUND-TABLE 2

Health Economics: Transforming Laboratory Data into Value

Chairs: Konstantinos Makris (Greece), Alexander Haliassos (Greece)

2 CPECS CREDITS

Speakers:
Elias Mossialos, UK
Jean-Sebastien Blanchet, Beckman Coulter
Paul Julicher, Abbott
Nikolaos Polyzos, Greece
Tommaso Trenti, Italy

TUESDAY
20 May

Lunch Workshop 6

Room Auditorium 500
13.00/14.00



TITLE: Empowering women’s health: challenges and solutions
CHAIR: Dr Liza Kunz, System Director Endocrinology and Reproductive Medicine
Affiliation: Abbott Core Diagnostics Medical Affairs

SPEAKER 1: Prof Nurgül Keser, Professor in Cardiology
Affiliation: Health Sciences University Faculty of Medicine
Department of Cardiology, Istanbul, Türkiye
SPEAKER 2: Dr Carole Cummins, Research Fellow/Honorary Associate Professor
Affiliation: Sandwell and West Birmingham NHS Trust /Dept of Applied Health Sciences, University of Birmingham, UK

PROGRAMME:
13.00 Welcome and introduction – Dr Liza Kunz
13.10 Women’s Heart, Unique Challenges: Exploring Sex-Specific Cardiovascular Care – Prof. Nurgül Keser
13.30 Advocating for better health in women with ovarian cancer: improving diagnostic pathways – Dr Carole Cummins
13.50 Live Q&A session – all

Learning Objectives:
Empowering women’s health is crucial for advancing overall healthcare outcomes. This workshop will address two pivotal areas: cardiovascular care and ovarian cancer. We will delve into the unique challenges women face in cardiovascular health, emphasizing sex-specific symptoms, risk factors, and treatment approaches. Additionally, we will explore the challenges in diagnosing and treating ovarian cancer, highlighting novel perspectives and advancements in diagnosis. A key focus will be on the role of innovative biomarkers in improving diagnosis and treatment for both cardiovascular conditions and ovarian cancer. Attendees will gain insights into the latest research and strategies to improve women’s health outcomes.

The learning objectives are the following:

- Understand sex-specific cardiovascular care including symptoms, risk factors, and recent research findings.
- Recognize current challenges in diagnosing ovarian cancer, discuss novel perspectives and advancements in ovarian cancer care.
- Explore recent advancements in biomarker research including clinical applications and advocacy for better health in women.

Lunch Workshop 7

Room A
13.00/14.00



TITLE: Component-resolved diagnostics in allergy – The next step towards personalized patient management
CHAIR: James Dowd
Affiliation: Siemens Healthineers

SPEAKER 1: Dr. Marco W.J. Schreurs
Affiliation: Microvida
SPEAKER 2: Dr. Johannes Grosch
Affiliation: Siemens Healthineers

PROGRAMME
13.00-13.40 Introduction to component-resolved diagnostics – Understanding the clinical advantages
13.40-14.00 Peanut components in practice – Diagnosing peanut allergies with confidence

Learning Objectives:

- Differentiate between allergen extracts and allergen components by understanding their composition, function, and clinical applications.
- Analyze the advantages of component-resolved diagnostics (CRD) in allergy testing, including its impact on precision diagnosis and personalized patient management.
- Assess allergen cross-reactivities with a focus on clinical implications in allergy diagnosis.
- Apply risk assessment strategies for peanut allergies using component-resolved diagnostics to improve patient outcomes and treatment decisions.

Lunch Workshop 8

Room B
13.00/14.00



TITLE: Bridging Science and Practice: MDW’s Role in Improving Sepsis Outcomes
CHAIR: Elena Sukhacheva, Medical Director
Affiliation: Beckman Coulter Eurocenter; Nyon, Switzerland

SPEAKER 1: Professor Ferdinando Mannello
Affiliation: University “Carlo Bo” of Urbino, Urbino, Italy
SPEAKER 2: Professor Pierre Hausfater
Sorbonne-Université GRC-14 BIOFAST
Université de Bordeaux, CHU Pellegrin, Bordeaux, France

PROGRAMME:
13.00-13.05 welcome and opening
13.05-13.25 “Science Behind Monocyte Distribution Width (MDW): Biological Mechanisms of MDW Changes in Sepsis” – Ferdinando Mannello

Corporate
Workshops

13.25-13.50 “Clinical Impact of the MDW Implementation in the Emergency Department”
Pierre Hausfater
13.50-14:00 Q&A

Learning Objectives:
After attending this workshop, participants will be able to describe the role of monocytes in sepsis and biological mechanisms resulting in MDW changes in sepsis. They also will be able to summarize the clinical impact of MDW implementation in the emergency department as part of patient triage and assessment in routine clinical practice.

Lunch will be served: A Transfer of Value will be reported in regions where transparency/disclosure rules apply.

Lunch Workshop 10

Room 1123
13.00/14.00



TITLE: Advancing Immunoassay Innovations: Shedding New Light on Endocrine Diagnostics
CHAIR: Prof. Christa Cobbaert
Affiliation: Department of Clinical Chemistry and Laboratory Medicine, Leiden University Medical Center (LUMC), Leiden, The Netherlands

SPEAKER 1: Dr. Michael Fahie-Wilson
Affiliation: Department of Clinical Chemistry, Southend Hospital, Westcliff-on-Sea, UK
SPEAKER 2: Prof. Sergio Bernardini
Affiliation: Department of Laboratory Medicine, Tor Vergata University Hospital, Rome, Italy

PROGRAMME:
13.00-13.05 Welcome and Introduction of the topic and speakers C. Cobbaert
13.05-13.30 A Targeted Change on Binding Site: Exploring a New PRL Assay to Reduce Misdiagnosis of Hyperprolactinemia Caused by Macroprolactin Interference – M. Fahie-Wilson
13.30-13.55 How Close Can Immunoassays Get to Mass Spectrometry? Investigating a High-Sensitivity Estradiol Immunoassay for Breast Cancer Therapy and Early Pubertal Assessment – Prof. Sergio Bernardini
13.55-14.00 Q&A and close

Learning Objectives:
Accurate hormone measurement is a cornerstone of effective clinical care in oncology, endocrinology and women’s health. However, diagnostic challenges such as macroprolactinemia interference and the need for high-sensitivity detection methods often lead to misdiagnosis or suboptimal monitoring. This workshop addresses these critical issues by exploring innovative advancements in hormone assays, including novel PRL immunoassays with antibodies with optimized binding sites and new sandwich high-sensitivity E2. These technologies hold transformative potential for improving diagnostic precision, enabling better therapeutic management in breast cancer, enhancing reproductive health care, and supporting the monitoring of developmental milestones in pediatric endocrinology.

- Identify and address diagnostic challenges associated with macroprolactin interference in prolactin measurements.

- Explore how a change in antibody binding sites can achieve the anti-macroprolactin interference and enhance the performance of a new PRL immunoassay to reduce hyperprolactinemia misdiagnosis.
- Recognize challenges related to insufficient sensitivity in current estradiol (E2) assays.
- Assess how high-sensitivity estradiol immunoassays compare to mass spectrometry and current immunoassays in terms of sensitivity and accuracy for effective breast cancer therapy monitoring and early pubertal assessment.

Educational Workshop 11

Room Auditorium 500
14.30/15.30



TITLE: Layers of Success: New Perspectives on Laboratory Automation
CHAIR: Maros Heidinger
Affiliation: Workflow consulting, Sysmex Europe SE

SPEAKER 1: Prof. Said Incir, Title: Assoc. Professor
Affiliation: Koç University Hospital, Istanbul
SPEAKER 2: Anja de Jong, Advisor quality test method and Laboratories
Affiliation: Bevolkingsonderzoek Nederland (Health Screening Netherlands), Utrecht, NL
SPEAKER 3: Johanna Engelage
Affiliation: Clinical flow cytometry, Sysmex Europe SE

PROGRAMME:
14.30-14.35 Introduction – Maros Heidinger
14.35-14.50 Automation Solutions for Colorectal Cancer Screening with the National Healthcare Screening Programme – Anja de Jong
14.50-15.05 Shared Knowledge, Smarter Workflows: Driving Efficiency Through Collaboration – Prof. Said Incir
15.05-15.20 From workflow to decision: Enhancing Flow Cytometry with smart automation – Johanna Engelage
15.20-15.30 All Q&A

Learning Objectives:
Laboratory workflows are dynamic ecosystems composed of interconnected layers, each designed to address specific operational needs within the lab. These layers range from the instruments and processes that facilitate efficient testing to the analytical and information flows that enable precise and timely clinical decision-making. Together, they form an integrated system that supports the critical mission of guiding physicians in treating their patients. At the heart of this interconnected workflow lies the patient journey, where every step plays a pivotal role in ensuring quality care. This symposium will bring together a multidisciplinary team to present real-world examples, illustrating how tailored workflow automation can enhance efficiency, accuracy, and clinical impact. By participating in this session, you will:

- Understand the multifaceted nature of laboratory workflows.
- Gain insights from real-life applications.
- Focus on patient-centric innovation.
- Uncover opportunities for optimisation.

Educational Workshop 12

Room A
14.30/15.30



TITLE: Innovation in Internal & External Quality Control in Medical Labs: Use of Bayesian Statistical Methods

CHAIR1: Dr. Piet Meijer, ECAT foundation, External Quality Assessment, Voorschoten, The Netherlands
CHAIR2: Professor Mario Plebani, Padova University Hospital, Padova, Italy
Affiliation: ECAT foundation, External Quality Assessment, Voorschoten, The Netherlands

SPEAKER 1: Prof. Panagiotis Tsiamyrtzis
Affiliation: Department of Mechanical Engineering, Politecnico di Milano, Italy & at the Department of Statistics, Athens University of Economics and Business, Greece
SPEAKER 2: Dr. Frédéric Sobas
Affiliation: Haemostasis Department, Hospices Civils de Lyon, Lyon, France

PROGRAMME:

14.30-15.00 Bayesian inference vs conventional inference for QC results management
15.00-15.30 Use of HemoHub Bayesian tools for the management of analytical risks thus for the benefit of the patients

Learning Objectives:

- Understand the goal of a QC plan to ensure accurate and reliable test results.
- Apply SPC/M methods to detect process issues.
- Differentiate between Control and Monitoring.
- Control: Detecting significant transient shifts.
- Monitoring: Identifying persistent structural changes.
- Explore traditional and Bayesian approaches in QC plans.
- Evaluate the strengths and weaknesses of these approaches.

Educational Workshop 13

Room B
14.30/15.30



TITLE: Insights into next-generation high-sensitivity troponin assays

CHAIR: Prof. Kristin Aakre
Affiliation: Department of Clinical Science, University of Bergen/ Haukeland University Hospital, Chair of the IFCC Committee of Clinical Application of Cardiac Bio-markers

SPEAKER 1: Dr. Steven Meex
Affiliation: Head of the unit general clinical chemistry and hematology of the Central Diagnostic Laboratory of Maastricht UMC
SPEAKER 2: Dr. med. Pedro Lopez Ayala
Affiliation: Research Fellow at the Cardiovascular Research Institute Basel (CRIB) at University Hospital of Basel

Preliminary PROGRAMME:

14.30-14.55 Introduction of a new cTnT hs assay (20 min ppt+ 5 min Q&A)
14.55-15.15 Clinical performance of a new cTnT hs assay (15 min ppt+ 5 min Q&A)
15.15-15.30 Panel discussion and final Q&A (15 min)

Learning Objectives:

Disclaimer: Medical can provide and distribute specific Pipeline information (e.g. performance), Pre-Approval Product Information and Off-label Information only at scientific or non-promotional events/meetings such as e.g. congresses, symposia, advisory boards, investigator meetings, subject to applicable local laws and regulations, applicable industry codes and further specific Roche guidance. Information must be fair and balanced, neutral in tone and appearance, non-promotional and compliant with any applicable policies.
By attending this symposium, participants will:

- Understand assay development and analytical data:
- Gain insights into the development process and new characteristics of the high-sensitivity cardiac troponin T (cTnT hs) assay, including analytical data and analytical performance metrics.
- Evaluate preliminary clinical performance from an external cohort:
- Review and assess preliminary data on the clinical performance of the new TnT hs assay, understanding its potential impact on patient care and diagnostic processes.
- Engage in expert discussions:
- Participate in a panel discussion and Q&A session to address questions, share insights, and explore the practical applications of the new cTnT hs assay in clinical settings.

Educational Workshop 15

Room 1123
14.30/15.30



TITLE: Emergence of Artificial Intelligence: Transforming Laboratory Workflow of Immunotyping Interpretation in Myeloma

CHAIR: Nathalie Sassine (France)
Affiliation: Myeloma Marketing Group Manager, Sebia

SPEAKER 1: Georges NOUADJE (France) – Sr R&D Director, Sebia
Affiliation: Vice President R&D, Sebia
SPEAKER 2: Dirk Hempel (Germany)
Affiliation: Head of Lab. Onkologisches Zentrum Freising MVZ GmbH, Haemalab

PROGRAMME:

- Introduction – 5min
- Introducing Deep Learning in Immunotyping Interpretation G. Nouadje (France) -20 min
- Prospective evaluation of of Sebia AI -IT tool in predicting Immunotyping result – Prof. D. Hempel (Germany) – 20min
- Discussion – 15min

Learning Objectives:

- Understand the interest of AI in the routine of Immunotyping interpretation in myeloma
- Describe current Sebia AI -IT tool Analytical Performance and future evolutions
- Learn more about Sebia AI -IT tool benefit in laboratory routine in terms of workflow and operational benefit

Educational Workshop 16

Room Auditorium 500
16.00/17.00



TITLE: Clinical Applications of LiCA® Plasma Biomarkers: Advancing Diagnosis and Staging of Alzheimer’s Disease”

CHAIR: Ms. Haijuan Yang
Affiliation: International Business Manager of Chemclin Diagnostics Co., Ltd.

SPEAKER 1: Ms. Yuhui Liu
Affiliation: CTO of Chemclin Diagnostics Co., Ltd.
SPEAKER 2: Ms. Lin Huang – Doctor, Department of Gerontology, Shanghai Sixth People’s Hospital Affiliated to Shanghai Jiao Tong University
Affiliation: Invited by Chemclin Diagnostics Co., Ltd.

PROGRAMME:

Speaker 1: Assessing the Efficacy of LiCA® Plasma Biomarker Immunoassays in Detecting Amyloid Pathology: Insights from a Chinese Cohort Study – 30 mins
Speaker 2: Chinese preclinical Alzheimer’s disease study: Design and preliminary findings – 30 mins

Learning Objectives:

- Preclinical Alzheimer’s Disease Research: analyze real-world data from large cohort studies to evaluate the effectiveness of plasma biomarkers in predicting amyloid pathology and disease progression.
- Clinical Applications: understand the practical implications of integrating LiCA® technology into clinical workflows for high throughput, accurate, and efficient Alzheimer’s disease diagnosis.
- Understanding LiCA® Technology: gain insights into the working mechanism, the performance and clinical utility of LiCA® plasma biomarker immunoassays in detecting amyloid pathology. The LiCA® immunoassay platform by Chemclin Diagnostics represents a transformative advancement in neurodegenerative disease diagnostics, particularly for Alzheimer’s disease (AD). This homogeneous, no-wash immunoassay platform combines ultra-sensitive detection with a streamlined workflow, eliminating complex washing steps and reducing errors. In a large-scale C-PAS cohort study, LiCA® AD plasma biomarkers (p-tau217, p-tau181, A 42/40, NfL, and GFAP) were tested on 1,254 plasma samples from individuals with amyloid PET results. The discriminative performance of LiCA® plasma biomarkers are robust and reproducible. A dual-threshold approach for p-tau217 reduced the “gray zone” to 16%, potentially eliminating the need for 84% of A PET tests. LiCA® supports early AD detection, aligning with the 2024 Alzheimer’s Association guidelines that emphasize biomarker-driven diagnosis in preclinical stages. Its high-throughput, random-access design offers faster turnaround times and operational resilience.

Educational Workshop 17

Room A
16.00/17.00



TITLE: Unlocking the Potential of Real-World Evidence for IVDs: Opportunities for Laboratories and Manufacturers

CHAIR: Iana Slobodeaniuc, Senior Manager IVDR
Affiliation: MedTech Europe

SPEAKER 1: Ramya Bhatia PhD, Associate Director, Clinical Affairs
Affiliation: Qiagen
SPEAKER 2: Nathalie De Vos, Clinical biologist at LHUB-ULB chemistry core lab, medical responsible for point-of-care testing

PROGRAMME:

- The Industry perspective: regulatory constraints, existing possibilities and vision for the future (15 min)
- Unlocking the Potential of Real-World Data: Opportunities for Laboratories (20 min)
- Q&A (20 min)

Learning Objectives:

- Introduce the concept of Real-World Evidence (RWE), which is generated from Real-World Data (RWD). RWD includes patient and device information derived from sources other than traditional controlled studies or clinical trials
- The workshop will highlight the potential of RWE in the context of the In Vitro Diagnostic Regulation (IVDR) and provides examples of how RWE can support evidence generation for In Vitro diagnostics (IVDs) for Laboratories and the industry

Educational Workshop 18

Room B
16.00/17.00



TITLE: Improved Leukaemia Diagnostic Pathway: The Role of Digital Morphology

SPEAKER 1: Professor Gina Zini
Affiliation: Università Cattolica del Sacro Cuore, Fondazione Policlinico Universitario A. Gemelli IRCCS

Learning Objectives:

- Using morphology to identify the leukemia cell line, determine the stage of differentiation of the leukemia cell, diagnose acute leukemia by examining blood smears or bone marrow, and subtype leukemia, such as acute myeloid leukemia (AML).
- Improving the leukaemia diagnostic process through the utilization of the Scpio Imaging Platform System with Bone Marrow Application, and the Atellica HEMA 580 Hematology System.

Educational Workshop 20

Room 1123
16.00/17.00



TITLE: one toch sample handling, how innovative sample shipping can significantly shorten the time to result, save resources and as with excellent sample quality

CHAIR: Prof. Dr. med. Matthias Nauck
Universitätsmedizin Greifswald – Institut für Klinische Chemie und Laboratoriumsmedizin

SPEAKER 1: Prof. Dr. med. Matthias Nauck
Universitätsmedizin Greifswald – Institut für Klinische Chemie und Laboratoriumsmedizin
SPEAKER 2: Daniel Blak
CEO SARSTEDT ApS – DK-7441 Bording
SPEAKER 3: Christian Schläpfer
CEO katena GmbH – CH-8104 Weiningen

PROGRAMME:

- Speaker 1: Faster diagnoses through innovative tube transport systems: 10 years of experience – 20 minutes
- Speaker 2: Revolutionising hospital logistics: Tempus1800® delivers faster and gentler transport of small clinical samples, even over long distances – 10 minutes
- Speaker 3: Optimizing laboratory logistics: seamless integration of pre-analytical processes for greater efficiency and sample quality at the University Hospital Zurich (USZ) – 20 minutes
- Final Discussion: 10 minutes

Learning Objectives:

The presentations will use case studies and innovative technologies to show how to optimize the sample workflow with fast and gentle sample transport, protect human resources and significantly reduce the time to analysis results.

Lunch Workshop 9
EDUW14 – EDUW19

- Room C
- 13.00/17.00



TITLE: THE ROLE OF BIOMARKERS IN LABORATORY MEDICINE

Session One

CHAIR 1: Dr. Gizachew Tadesse Akalu
Affiliation: Assistant Professor of Microbial, Cellular and Molecular Biology, Department of Microbiology, Immunology and Parasitology, School of Medicine, St. Paul’s Hospital Millennium Medical College – Research Coordinator, Research Development Directorate, St. Paul’ s Hospital Millennium Medical College – President, African Federation of Clinical Chemistry (AFCC)

SPEAKER 1: Prof. Maurizio Ferrari
Affiliation: Full Professor of Clinical Pathology – Former President of IFCC – Scientific Consultant and Scientific Committee Member, Bianalisi, Italy
SPEAKER 2: Prof. Harald Renz
Affiliation: Director and Chairman of the Institute of Laboratory Medicine and Pathobiochemistry of the Philipps-University Marburg – President of The German Society for Clinical Chemistry and Laboratory Medicine e.V. (DGKL)
SPEAKER 3: Dr. Fayha Salah Ahmed
Affiliation: Consultant Pathologist, Division Chief of Clinical Chemistry, Immunology & POCT. Dubai Health, U.A.E. – Vice-President Emirates Clinical Chemistry Society
SPEAKER 4: Dr. Leslie Lam
Affiliation: President, Singapore Association of Clinical Biochemists(SACB) – Deputy Medical Director & Consultant Chemical Pathologist, Parkway Laboratories – Chair, POCT Committee, Parkway Hospitals

Session Two

CHAIR 2: Dr. Mouza Abdulla AlSharhan
Affilaition: Consultant & Head of Pathology, Dubai Hospital – Dubai Health, UAE – President of Emirates Pathology Society, UAE – Former President, Emirates Medical Association, UAE

SPEAKER 5: Prof. Etienne Cavalier
Affiliation: Head of the Department of Clinical Chemistry of the University and CHU of Liège, Belgium – President of the Royal Belgian Society of Laboratory Medicine – Chairman of the EFLM Committee of Chronic Kidney Diseases (C-CKD) – Chairman(2019-2024) of the IFCC Committee for Bone Metabolism (C-BM) – Vice-Chair of the International Osteoporosis foundation

(IOF) Committee of Scientific Advisors
SPEAKER 6: Dr. Laila AbdelWareth
Affiliation: CEO, National Reference Laboratory, M42, UAE – CEO, Diagnostics, Global Patient Care, M42, UAE – President, Emirates Clinical Chemistry Society, UAE
SPEAKER 7: Dr. Leonardo Vedolin
Affiliation: Executive vice president and Chief Medical Officer, Dasa, Brazil
SPEAKER 8: Dr. Alap Christy
Affiliation: Vice President & Scientific Business Head-Clinical Chemistry, Metropolis Healthcare Limited, India – MBBS, MD, PGDM Healthcare Management, SMP – Member of ADLM, EFLM, AMBI, ACCLMP, TPA – Alumni, Indian Institute of Management Kozhikode & Manipal University
SPEAKER 9: Dr. Osama Najjar
Affiliation: Past President of Arab Federation of Clinical Biology (AFCB) – President of Palestinian Medical Technology Association (PMTA) – Assistant Deputy of Allied Health Professions Ministry of Health (MOH), Palestine

PROGRAMME:

Session One

13.00-14.45 – Chair – Dr. Gizachew Tadesse Akalu
13.05-13.30 Aging and Big Data: New Trends in Laboratory Medicine Prof. Maurizio Ferrari
13.30-13.55 Use Case Inflammation and Sepsis: The Increasing Role of Laboratory Medicine – Prof. Harald Renz
13.55-14.20 The Burden of Metabolic Dysfunction Associated Steatotic Liver Disease (MASLD) Screening, Diagnosis, and Management – Dr. Fayha Salah Ahmed
14.20-14.45 Practical Solutions to Common Interferences in Immunoassay Testing – Dr. Leslie Lam

Session Two

14.45-16.55 – Chair – Dr. Mouza Abdulla AlSharhan
14.50-15.15 Update on 25-OH Vitamin D Measurement and Metabolites – Prof. Etienne Cavalier
15.15-15.40 Decoding Alzheimer’s Disease: The Promise of Blood-Based Biomarkers – Dr. Laila AbdelWareth
15.40-16.05 Big Data in Diagnostic Medicine – Dr. Leonardo Vedolin
16.05-16.30 Congenital Adrenal Hyperplasia – the Chemistry of Dilemma – Dr. Alap Christy
16.30-16.55 Biomarkers of Acute Kidney Injuries – Dr. Osama Najjar

Learning Objectives:

- After the lecture you will have a clear view of the future of laboratory medicine related to aging.
- You will learn the significance of Big Data related to laboratory medicine.
- You will learn the concept of biological versus chronological age, the hallmarks of aging, and the importance of laboratory
- Discuss the epidemiology & risk factors for Alzheimer’s Disease (AD)
- Illustrate the various biomarkers used for the diagnosis of AD
- Identify the applications of Blood Based Biomarkers (BBB) for the diagnosis and risk stratification of AD
- Explore the Role of CLIA in Diagnosing Congenital Adrenal Hyperplasia (CAH):Understand how CLIA-based assays can effectively detect key biochemical markers for CAH, offering reliable alternatives to LC-MS/MS.
- Apply Case-Based Learning to Interpret CLIA Results: Analyze and discuss real-world case studies where CLIA technology provided accurate and actionable diagnostic insights for managing CAH.
- Highlight Practical Advantages of CLIA in Clinical Practice: Compare the clinical utility, accessibility, and cost-effectiveness of

- CLIA versus advanced technologies like LC-MS/MS in routine and complex scenarios of CAH diagnosis.
- Understand the evolution of terminology from NAFLD to MASLD: Participants will learn the rationale behind the shift in nomenclature, the criteria for diagnosis under the MASLD framework, and its implications for patient care.
 - Explore diagnostic and management strategies for MASLD: The presentation aims to familiarize attendees with non-invasive diagnostic tools, the role of biomarkers, and emerging therapeutic options for effective management of MASLD.
 - Recognize the public health impact of MASLD: Participants will grasp the economic and healthcare burden posed by MASLD and the importance of implementing preventive strategies such as lifestyle modifications and early screening.
 - Understand the Metabolism of Vitamin D – Explain the synthesis, metabolism, and different forms of vitamin D, including the role of UVB radiation, liver, and kidney enzymes in producing 25(OH)D and 1,25(OH)2D.
 - Evaluate Vitamin D Measurement Techniques – Compare the advantages and limitations of different vitamin D measurement methods, including immunoassays and LC-MS/MS, and understand the significance of assay standardization.
 - Interpret Clinical Cases Involving Vitamin D – Analyze real-world clinical cases to identify vitamin D deficiencies, toxicities, and disorders linked to genetic mutations affecting vitamin D metabolism (e.g., CYP24A1 defect).
 - Recognize the Importance of Vitamin D Standardization – Explain the ongoing efforts and challenges in standardizing vitamin D assays (e.g., VDSP, DEQAS) to ensure accuracy and consistency in clinical practice.
 - To learn about the physiology of inflammation and sepsis
 - To learn about key biomarkers presenting the most important corner stone’s inflammation and sepsis
 - To learn about the sensitivity and specificity and clinical use in clinical routine and health settings.
 - Identifying and differentiating various biomarkers associated with AKI
 - Analyzing the role of biomarkers in prognosis and management
 - Evaluating the diagnosis utility and limitations of specific biomarkers associated with AKI

Sysmex at EuroMedLab 2025

Together for a better healthcare journey

Join us for product demonstrations and insights!


Sysmex Europe SE invites you to explore our latest innovations in laboratory diagnostics at EuroMedLab 2025. Visit our booth, experience live product demonstrations, and connect with us in our dedicated lounge area.

Visit us at
**Booth 87,
Hall 11**

We will be leading two educational workshops:

Educational workshops #1

Power up your haemostasis lab: Your path to better haemostasis care

 **Monday 19 May 2025**

 **14:30 – 15:30**



Dr. Andreas R.
Rechner



Priv. Doz. Dr.
Florian Prüller



Danielle
White



Thomas
Pitchford, PhD

Educational workshops #11

Layers of success: New perspectives on laboratory automation

 **Tuesday 20 May 2025**

 **14:30 – 15:30**



Maros
Heidinger



Dr. Erhan
Palaoğlu



Anja
de Jong



Johanna
Engelage

www.sysmex-europe.com/eml25

WEDNESDAY
21 May

09.15-11.15 **IFCC SYMPOSIUM 4**

2 CPECS CREDITS



Cardiac troponins; clinical utility, analytical performance and future opportunities

Chair: Kristin Moberg Aakre (Norway), Peter Kavsak (Canada)

Fast classification troponin algorithms; evidence and pitfalls in implementation - Nick Mills, UK
High sensitivity cardiac troponin POC assays; analytical and clinical state of the art - Yong Yong Tew, UK
Analytical performance when measuring low cardiac troponin concentrations - Kristin M Aakre, Norway
Future perspectives; Novel cardiac troponin assays - Saara Wittfooth, Finland



09.15-11.15 **EFLM SYMPOSIUM 3**

2 CPECS CREDITS



Integrated Diagnostics – Interdisciplinary Strategies and Approaches

Chairs: Joe Lennerz (USA), Pilar Fernandez Calle (Spain)

Introduction: Integrated Diagnostics – Bridging Disciplines for Better Healthcare - Joe Lennerz, USA
Health Data Integrity in the European Health Data Space - Pieter Vermeersch, Belgium
Culture shifts and the impact on integrated diagnostics - Regina Beets-Tan, the Netherlands
Interoperability in Integrated Diagnostics – Norman Zerbe, Germany
Integrated Diagnostics in Diseases of the Brain - Katrin Frauenknecht, Luxembourg



09.15-11.15 **SYMPOSIUM 7**

2 CPECS CREDITS



Medical test standardization in the era of Metrological Traceability: who is accountable?

Chairs: Christa Cobbaert (the Netherlands), Christoph Seger (Austria)

Implementing a Reference Measurement System for C-Peptide: Successes and Lessons Learned - Randie Little, USA
Certified Reference Materials in Clinical Chemistry: do they fulfil their purpose? Liesbet Deprez, Belgium
Adoption and Implementation of Certified References in Today's Regulatory Environment: an IVD Industry View - Geoff Wilkins, USA
Industrial and academic production of diagnostic tools – two sides of one coin or two coins? - Christoph Seger, Switzerland

09.15-11.15 **SYMPOSIUM 8**

2 CPECS CREDITS



Current and Future Landscape of Tumor Markers in Clinical Use: Applications, Challenges, and Perspectives

Chairs: Qing H. Meng (USA), Tomris Ozben (Türkiye)

Update of Biochemical Tumor Marker Testing in Cancer Practice - Qing H. Meng, USA
The Limitations, Challenges, and Laboratory Strategies for Tumor Biomarkers - Huub H. van Rossum, the Netherlands
A Fluid Approach: The Promise and Pitfalls of Liquid Biopsies - Vera A. Paulson, USA
Integrated Diagnostics in Oncology: Bridging Tumor Markers, Liquid Biopsy, Multi-Omics, and Imaging - Tomris Ozben, Türkiye

09.15-11.15

SYMPOSIUM 9

2 CPECS CREDITS



Biomarkers of the Brain: Past and Future

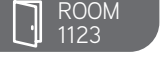
Chairs: Anwar Borai (Saudi Arabia), Vincent Sapin (France)

Traumatic Brain Injury Biomarkers: Current and Future - Anwar Borai, Saudi Arabia
Practical use of mTBI blood biomarkers: feedback, applications to specific populations and perspectives – Vincent Sapin, France
Use of fluid biomarkers for dementias in the era of upcoming treatments - Charlotte Teunissen, the Netherlands
Towards a biological definition of Parkinson’s disease: CSF and blood biomarkers - Lorenzo Gaetani, Italy

09.15-11.15

SYMPOSIUM 13

2 CPECS CREDITS



Value of Diagnostics and Labtest around NCDs

Chairs: Oliver Bisazza (Belgium), Damien Gruson (Belgium)

Early Detection and Precision Treatment: The Cardiologist’s Perspective on Diagnostic Advances in Heart Disease - Anne-Catherine Pouleur, Belgium
A Patient’s Journey: The Transformative Impact of Diagnostic Tests on Managing My Chronic Condition - Francisco Rodriguez Lozano, Belgium
Policy and Prevention: How Government Can Support Diagnostic Innovations to Combat Non-Communicable Diseases Antonio Parenti, Luxembourg
Innovating for Health: The Role of the Diagnostic Industry in Addressing Non-Communicable Disease Challenges - Bernard Colombo, Switzerland
From Biomarkers to Breakthroughs: The Critical Role of Laboratory Medicine in Managing Non-Communicable Diseases Damien Gruson, Belgium

11.45-12.45

PLENARY LECTURE 3

1 CPECS CREDIT



Bone Forming Agents: Will they help to close the gap in the treatment of post-menopausal osteoporosis

Chair: Etienne Cavalier (Belgium)
Speaker: Jean-Yves Reginster (Switzerland)



Jean-Yves Reginster M.D., M.PH. Ph.D. is currently Emeritus Professor of Epidemiology, Public Health and Health Economics as well as Emeritus Professor of Bioethics and Societal Medicine at the University of Liège where he also serves as the Honorary Chair of the Bone and Cartilage Metabolism Unit. He was the Director of the Division of Public Health, Epidemiology and Health Economics at the University of Liège. He is Director of the WHO Collaborating Centre for Epidemiology of Musculoskeletal Health and Aging. He is Professor at the Protein research Chair, Department of Biochemistry, College of Science, King Saud University, Riyadh, Kingdom of Saudi Arabia. He is an active researcher who has authored more than 1100 publications, mainly dedicated to the pathophysiology, epidemiology, health economics, clinical and translational

aspects of osteoporosis, osteoarthritis, frailty and sarcopenia. Among his other professional activities, Professor Reginster is President of the European Society for Clinical and Economic Aspects of Osteoporosis and Osteoarthritis (ESCEO), Co-Founder and Board member of the International Osteoporosis Foundation (IOF), where he serves as Secretary General. He previously served as Adjunct Professor of Medicine at Georgetown University Medical Center, Washington DC, USA. He was the Belgian alternate member for the Efficacy Working Party at the Committee for Human Proprietary Medicines (CHMP) of the European Medicines Agency (EMA) where he acted as rapporteur/co-rapporteur for the guidelines for the registration of drugs to be used in the management of osteoporosis and osteoarthritis.



15.30-17.30

ROUND-TABLE 3

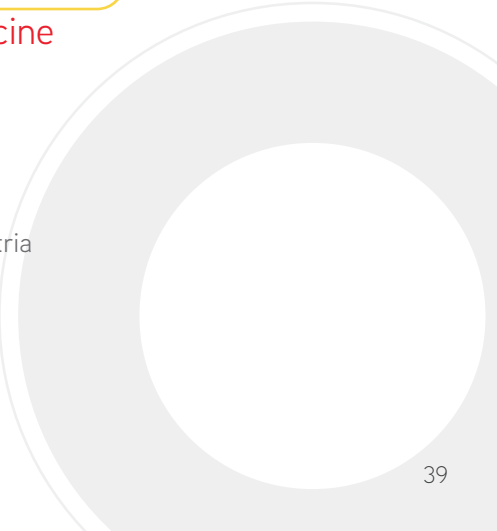
2 CPECS CREDITS



Emerging AI Applications in Laboratory Medicine

Chairs: Janne Cadamuro (Austria), Mario Plebani (Italy)

Enhancing Analytical Performance with AI – Anna Carobene, Italy
AI in Clinical Biochemistry: Transforming Laboratory Medicine – Mario Plebani, Italy
E-learning and AI: Revolutionizing Education in Laboratory Medicine – Nader Rifai, USA
AI in laboratory demand management and integrated diagnostics – Janne Cadamuro, Austria
Round-table – All the speakers



Corporate Workshops

Lunch Workshop 12

Room A
13.00/14.00



TITLE: Patient blood management
CHAIR: Ana-Maria Simundic, Director Global Medical & Clinical Affairs
Affiliation: Greiner Bio-One, Austria

SPEAKER 1: Ana-Maria Simundic, Director Global Medical & Clinical Affairs
Affiliation: Greiner Bio-One, Austria
SPEAKER 2: Michael Cornes, Consultant Clinical Scientist & Pathology Clinical Director
Affiliation: Worcestershire Acute Hospitals NHS Trust, UK

- PROGRAMME:**
- Introduction to PBM – what is PBM and why is it important? 25 min
 - Patient, cost and sustainability related outcomes of PBM interventions: case study – 25 min
 - Q&A and Discussion – 10 min

- Learning Objectives:**
- To understand the extent and consequences of excessive and unnecessary patient blood loss.
 - To learn about ways to minimize patient blood loss.
 - To understand how some patient, cost, and sustainability related benefits can be achieved through implementing PBM interventions.

Lunch Workshop 13

Room B
13.00/14.00



TITLE: K+ measurement in Blood Gas Analysis: a hidden risk for patient outcome. The role of Hemolysis
CHAIR 1: Dr. Romy Gadsisseur, Clinical chemistry Laboratory, CHU Liège, Sart-Tilman, Belgium
CHAIR 2: Professor Mario Plebani, Padova University Hospital, Padova, Italy
Affiliation: Clinical chemistry laboratory, CHU Liège, Sart-Tilman, Belgium

SPEAKER 1: Dr. Robert Slingerland
Affiliation: Clinical chemistry laboratory, Isala Hospital, Zwolle, The Netherlands
SPEAKER 2: Prof. Manuel Sánchez Luna
Affiliation: Neonatology and NICU Division, Hospital General Universitario “Gregorio Marañón”, Madrid, Spain

PROGRAMME
14.30-15.00 Impact of Hemolysis on POCT K+ measurement. The Lab perspective
15.00-15.30 K+ measurement in NICU settings – risks and opportunities for improvement

- Learning Objectives:**
- Understand the importance of K+ measurement in clinical and laboratory settings.
 - Interpret K+ measurement results and their clinical significance.
 - Define quality control procedures and solutions to ensure reliable K+ measurement at POC.

Lunch Workshop 15

Room 1123
13.00/14.00



TITLE: What’s new in the preanalytical “toolbox” for challenging environments?
CHAIR: Dr Antonio Buño Soto
Head of Laboratory Medicine Department. Hospital Universitario La Paz. Madrid. Spain

Speaker 1: Dr Raül Santamaria Merino
Laboratory Deputy Director, Catlab, Barcelona, Spain
Speaker 2: Dr Settar Kosova
Laboratory Director, Çaycuma State Hospital, Çaycuma, Turkey
Speaker 3: Prof Andrea Padoan
Associate Professor of Clinical Biochemistry and Molecular Biology, University-Hospital of Padova, Italy

- PROGRAMME:**
- Introduction – Antonio Buño Soto – 5 min
 - Talk 1: Accrediting the preanalytical phase in primary and secondary care: Experience of a central laboratory Raül Santamaria Merino – 15min
 - Talk 2: A Preanalytical Quality Check and Training Program to effectively reduce preanalytical errors in a hospital setting Settar Kosova – 15min
 - Talk 3: Overcoming challenges in blood collection for difficult venous access: exploring preanalytical innovations Andrea Padoan – 15min
 - Q&A – 10min

- Learning Objectives:**
- Understand the Impact of Preanalytical Errors: Analyze the current state of preanalytical errors and their implications for laboratory accuracy and patient care.
 - Explore Innovative Tools for Workflow Optimization: Evaluate the capabilities of the preanalytical quality check tools for monitoring and tracking preanalytical processes in primary care and hospital environments.

- Address Challenges in Venous Access: identify strategies and technologies for managing difficult venous access in hospitals to minimize preanalytical errors and improve sample quality.
- Promote Best Practices in Preamalytics: discuss actionable steps and practical approaches to reduce variability and enhance reliability in the preanalytical phase across challenging healthcare environments.

Educational Workshop 21

Room Auditorium 500
14.30/15.30



TITLE: Advances in Technology: New Perspectives in Autoimmune & Metabolic Diagnostics
CHAIR: Tommaso Trenti
Affiliation: Chief Scientific Officer of Bianalisi

SPEAKER 1: Savino Sciascia
Affiliation: University of Turin
SPEAKER 2: Emanuele Bosi
Affiliation: Università Vita-Salute San Raffaele
SPEAKER 3: Prof. Pietro Formisano
Affiliation: University of Naples “Federico II”

- PROGRAMME:**
- Prof. Sciascia – Theme: Anti-Phospholipid Syndrome – 15 min
 - Prof. Emanuele Bosi – Theme: Screening of Type 1 Diabetes 15 min
 - Prof. Formisano – Theme: Scientific study about 17α-OH-P 15 min

- Learning Objectives:**
- These presentations aim to promote our new biomarkers by taking advantage of the influence of KOLs. Meanwhile, we hope to promote our advanced technology by marketing these new biomarkers.

Educational Workshop 22

Room A
14.30/15.30



TITLE: Hemolysis – can we do it better?
CHAIR: Ana-Maria Simundic, Director Global Medical & Clinical Affairs
Affiliation: Greiner Bio-One, Austria

SPEAKER 1: Ana-Maria Simundic, Director Global Medical & Clinical Affairs
Affiliation: Greiner Bio-One, Austria
SPEAKER 2: Jeff W. Meeusen
Affiliation: Department of Laboratory Medicine and Pathology, Rochester, Minnesota, USA

- PROGRAMME:**
- Understanding the physics of blood collection – 25 min
 - Smart blood collection – how to avoid hemolysis? – 25 min
 - Q&A and Discussion – 10 min

- Learning objectives:**
- To understand mechanisms through which blood collection may lead to hemolysis.
 - To understand the relationship of shear forces and hemolysis.
 - To learn ways to avoid hemolysis.

Educational Workshop 23

Room B
14.30/15.30



TITLE: Enhancing Autoimmunity Lab Efficiency with Particle-Based Multi-Analyte Technology
CHAIR: Dr Laura Martiez-Prat, Autoimmunity Global Scientific Affairs Manager, Werfen, Barcelona, Spain
Affiliation: Vice President Commercial Operations Europe, Werfen, Barcelona, Spain

SPEAKER 1: D.ssa. Stefania Del Rosso
Affiliation: Autoimmunity laboratory, Ospedale San Reffaele, Milan, Italy
SPEAKER 2: Dr. Vincent Ricchiuti
Affiliation: LabCorp, Dublin OH, USA

- PROGRAMME:**
- 14.30-15.00 Particle-based Multi-Analyte Technology (PMAT): a new frontier for the Autoimmunity Lab
- 15.00-15.30 Improving end-to-end workflow in the Autoimmunity lab: practical perspectives

- Learning Objectives:**
- Identify ways to streamline laboratory workflows to enhance efficiency and reduce bottlenecks.
 - Explore the benefits of multiplexing in autoimmunity testing to reduce time to results and improve accuracy.
 - Improve process control in the lab to ensure consistent and reliable results.
 - Discover strategies for automating manual tasks to increase efficiency and reduce human error.
 - Make laboratory practices more sustainable by reducing waste and optimizing resource use.
 - Implement changes to significantly reduce the time it takes to obtain results, improving patient care and lab productivity.

Educational Workshop 25

Room 1123

14.30/15.30



TITLE: A Patient-Outcome Approach to Sepsis Biomarkers: Promising Leads and Proven Performers

CHAIR: Pr. Matteo Vidali

Affiliation: Director of Pathology Unit, Fondazione IRCCS Cà Granda, Policlinico Hospital, Milan, Italy

SPEAKER 1: Pr. Christos Tsatsanis

Affiliation: Professor of Clinical Chemistry, Medical School, University of Crete

SPEAKER 2: Pr. Evangelos Giamarellos-Bourboulis

Affiliation: 4th Department of Internal Medicine, Director MSc Infectious Diseases, National & Kapodistrian University of Athens, Greece

PROGRAMME:

14.30-14.35 Introduction – Pr. Matteo Vidali

14.35-14.55 Overview of the current landscape of sepsis biomarkers
Pr. Christos Tsatsanis

14.55-15.15 Evidence-based Insights Into Sepsis Biomarkers

15.15-15.30 Q&A session

- Overview of biomarkers applied to sepsis endotype classification
- Procalcitonin to guide antibiotic treatment: evidence from clinical trials – Pr. Evangelos Giamarellos-Bourboulis

Learning Objectives:

- Identifying the key biomarkers being used and researched in the diagnosis and management of sepsis.
- Interpreting the clinical significance of biomarkers according to evidence on patient outcomes.
- Understanding the role of procalcitonin guiding antibiotic therapy and its linkage to clinical outcomes in sepsis.

Lunch Workshop 14 EDUW24 – EDUW29

Room C

13.00/17.00



TITLE: LATEST UPDATES IN LABORATORY MEDICINE

Session One

CHAIR 1: Prof. Katerina Tosheska Trajkovska

Affilaition: Full Professor of Biochemistry and Clinical Biochemistry, Medical Faculty, University “Ss Cyril and Methodius”, Skopje, R. North Macedonia – Specialist in Medical Biochemistry, EuSpLM – President of MSMBLM – Head of Institute of Medical and Experimental Biochemistry, Medical Faculty, University “Ss Cyril and Methodius”, Skopje, North Macedonia – IFCC & BCLF National Representative

SPEAKER 1: Prof. Khosrow Adeli

Affiliation: Past President, International Federation of Clinical Chemistry and Laboratory Medicine (IFCC) – Head, Clinical Biochemistry, Paediatric Laboratory Medicine, SickKids – Senior Scientist, Molecular Medicine Program of the Research Institute, SickKids – Full Professor, Laboratory Medicine and Pathobiology (LMP), Biochemistry and Physiology, University of Toronto, Canada
SPEAKER 2: Prof. Vincent Sapin

Affiliation: Professor University Hospital of Clermont-Ferrand, France – Head of Biochemsitry and Molecular Genetics Department at University Hospital of Clermont-Ferrand – France SFBC Past-President – President of International Francophonie Federation of

Clinical Biology and Laboratory Medicine – Coordinator of the EFLM Working Group « mTBI Biomarkers »

SPEAKER 3: Prof. Olga Ciepiela

Affiliation: Full Professor of Medical and Health Sciences – Head of Clinical Laboratory of University Clinical Center of Medical University of Warsaw – Deputy Dean of Faculty of Pharmacy for Education of Laboratory Medicine Students – Member of IFCC Task Force on Laboratory Medicine Practice Guidelines (TF-LMPG) – Executive Committee’s Member of the EFLM Division “Science: Value-Based Laboratory Medicine”

SPEAKER 4: Prof. Damien Gruson

Affiliation: Professor, Head of the Department of Clinical Biochemistry, Cliniques Universitaires Saint-Luc, Brussels, Belgium – Research Unit of Endocrinology, Diabetes and Nutrition, UCLouvain – Chair of the IFCC Division on Emerging Technologies – Member of the RBSLM Board of Directors – Member of the SFBC Board of Directors – Fellow of the ESC and Fellow of the HFA

Session Two

CHAIR 2: Prof. A.A. Wiradewi Lestari

Affilaition: Clinical Pathologist and Academic Professor Department of Clinical Pathology, Faculty of Medicine, Universitas Udayana Ngoerah Hospital Bali, Indonesia – Executive Board Member of Indonesian Association for Clinical Chemistry – Head of Genomics Section, Integrated Laboratory, Ngoerah Hospital Bali, Indonesia – President, Indonesian College of Clinical Pathology

SPEAKER 5: Dr. Endang Hoyaranda

Affiliation: APFCB Immediate past president – IACC Board Member – The President Director of Prodia Group Holding Company
SPEAKER 6: Prof. Minodora Dobreanu

Affiliation: Vice presidentof AMLR (Romanian Associationof Laboratory Medicine) – Head of Department of Laboratory Medicine, Emergency Clinical County Hospital, Targu Mures, Romania – Full Professor, Department of Laboratory Medicine,”George Emil Palade” University of Medicine, Pharmacy, Science and Technology, Targu Mures, Romania

SPEAKER 7: Dr. Sjoerd A.A. Van Den Berg

Affiliation: Laboratory Director (EUSpLM) at Erasmus MC, Rotterdam, The Netherlands – Endocrinologist – Diagnostic Endocrinology Researcher

SPEAKER 8: Dr. Guillermo Santoscoy Ascencio

Affiliation: Clinical Pathologist – Doctor of Science in Molecular Biology in Medicine – President of the Mexican Federation of Clinical Pathology (FEMPAC) – Chief of the Molecular Diagnostics Department, Unidad de Patologia Clinica, Guadalajara, Mexico – CAP Inspector

SPEAKER 9: Dr. In Fong LAM

Affiliation: Specialist in Clinical Pathology, Centro Hospitalar Conde de São Januário (CHCSJ), Macao – Fellow of Pathology Faculty, Macao Academy of Medicine – Member of Council, Infection Control Association of Macao – Member, Macao Laboratory Medicine Association – Member, Macao Health Bureau Doctor’s Association – Member, Macao Physician Society

PROGRAMME:

Session One

13.00-14.45 – Chair – Prof. Katerina Tosheska Trjkovska

13.05-13.30 Pediatric Laboratory Medicine: Innovations and New Insights for Optimal Child Health – Prof. Khosrow Adeli

13.30-13.55 Blood Biomarkers of Mild Traumatic Brain Injury: Focus on S100B Protein – Prof. Vincent Sapin

13.55-14.20 Cardiovascular Markers for Monitoring the Dietetic Intervention in Obese and Overweight Patients
Prof. Olga Ciepiela

14.20-14.45 Cardiovascular Readiness: From Early Detection to Enhanced Prevention – Prof. Damien Gruson

Session Two

14.45-16.55 – Chair – Prof. A. A. Wiradewi Lestari

14.50-15.15 How Medical Laboratories Can Maximize Contribution to Sustainability – Dr. Endang Hoyaranda

15.15-15.40 Diagnostic Approach in Rheumatoid Arthritis ‘Choosing Wisely’ the Serological Tests
Prof. Minodora Dobreanu

15.40-16.05 Thyroid Hormone Measurements; More Than T3 and T4
Dr. Sjoerd A.A. Van Den Berg

16.05-16.30 Impact of Molecular Diagnostics in Cancer Screening, Diagnosis and Prognosis
Dr. Guillermo Santoscoy Ascencio

16.30-16.55 Human Leukocyte Antigens Associated Drug Hypersensitivity – Dr. In Fong LAM

Learning Objectives:

- Understand the Unique Challenges in Pediatric Laboratory Medicine: Describe the physiological differences in children that impact laboratory testing and interpretation and discuss the importance of age- and sex-specific reference intervals for accurate diagnosis and monitoring.
- Explore Innovations in Pediatric Diagnostic Technologies: Review recent advancements in laboratory technologies, including point-of-care testing, genomic medicine, and multiplex assays, and their implications for improving pediatric healthcare outcomes.
- Promote Best Practices in Pediatric Laboratory Testing: Identify strategies to optimize specimen collection, minimize invasive procedures, and enhance the reliability and efficiency of laboratory testing for pediatric patients.
- Understand the Role of Biomarkers in Early Detection: Explore how cutting-edge laboratory tests and biomarkers can identify cardiovascular risks and facilitate timely interventions in clinical practice.
- Integrate Laboratory Medicine in Preventive Strategies: Learn how laboratory diagnostics contribute to personalized prevention programs by linking biochemical findings to lifestyle and therapeutic adjustments.
- Innovate Through Emerging Technologies: Discuss the integration of advanced laboratory technologies, including point-of-care testing and AI, to enhance cardiovascular disease prevention and management workflows
- Place of the blood biomarkers during the management of mild Traumatic Brain Injury’ patients
- Presentation of the current blood biomarkers of the mild Traumatic Brain Injury
- Presentation of S100B and its place for the management of mild Traumatic Brain Injury
- Point out cardiovascular markers used in cardiac risk assessment, which may be modified by dietetic intervention.
- Possess the knowledge regarding use of myeloperoxidase and hFABP as cardiovascular markers.
- Identify biochemical mechanisms that lead to changes in cardiovascular markers concentration in the process of body-mass reduction based on dietetic intervention.
- Leveraging awareness to healthcare practitioners on the urgent need to contribute to sustainability efforts.
- Updating ways on the ways healthcare can contribute
- Severe cutaneous adverse reactions (SCAR) are serious skin reactions often triggered by medications, and genetic predisposition plays a significant role in their development. Specific HLA alleles, such as HLA-B*15:02 and HLA-A*58:01, have been associated with an increased risk of SCARs, particularly in certain populations.

Understanding these associations can enhance pharmacogenetic screening, potentially preventing SCARs through personalized medication choices and improving patient safety in drug therapy.


- Interference in immunoassays cannot be assessed by spike experiments only.
- Treatment of patients with thyroid hormone transporter problems requires specific immunoassays or mass-spectrometry.
- Harmonisation and/or standardisation of T3 and T4 assays is still lacking, even though a reference measurement procedure is available.
- T3 is not the only bioactive thyroid hormone.



Beyond Automation Towards Excellence

SATLARS™ T8

Total Laboratory Automation Solutions



Efficiency



Flexibility



Intelligence



Compatibility

EUROMEDLAB
BRUSSELS 2025
May 18-22, 2025



Welcome to Visit Snibe Booth: 218, Hall 11

Program

THURSDAY
22 May

09.00-11.00 **IFCC SYMPOSIUM 5**

2 CPECS CREDITS



What 21st century IFCC leadership should be: history, vision, implementation, and opportunities?

Chairs: Mathias M. Muller (Austria), Bernard Gouget (France)

Introduction - The IFCC history book: Charting the Course for IFCC Leadership in Laboratory Medicine for the 21st Century – Mathias Muller (Austria), Bernard Gouget (France)

Round Table: Views from the Top with IFCC Division Chairs

Chair: Tomris Ozben (Türkiye)

Advancing Excellence and Scientific Research in Laboratory Medicine for Improved Health - Christa Cobbaert, the Netherlands
Rethinking Education for the 21st Century - Nader Rifai, USA

Transforming Scientific Communication for the 21st Century - Tahir Pillay, South Africa
Pioneering Disruptive Innovation in Laboratory Medicine - Damien Gruson, Belgium

09.00-11.00 **SYMPOSIUM 10**

2 CPECS CREDITS



How can we integrate proteomics and metabolomics in Clinical Lab?

Chairs: Caroline Le Goff (Belgium), Marco Cantu (Switzerland)

Application of proteomics for clinical purposes - Salome Coppens, France
What will clinical metabolomics bring to the medicine of tomorrow? - Audrey Le Gouvellec, France
Exploring the perspectives of industrialized mass spectrometry applications in IVD - Michael Vogeser, Germany
Impact of Pre-analytical Variability on Metabolomic Stability: Toward Standardized Clinical Applications - Arnaud Pinsart, Belgium
USP48 regulates rRNA 2'-O methylation and IRES-dependent translation via deubiquitination of FBL in breast cancer - Tiantian Wang, China

09.00-11.00 **SYMPOSIUM 11**

2 CPECS CREDITS

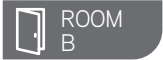


Quality Assurance in Autoimmunity

Chairs: Fernando Antunez (Uruguay), Xavier Bossuyt (Belgium)

An introduction to the main pillars for ANA standardization - Fernando Antunez, Uruguay
Emergence of the ANA consensus, ICAP consensus and proposal for reporting results - Carlos von Muhlen, USA
Anti nuclear antibodies- key steps to harmonisation from an EQA perspective - Dinal Patel, UK
A new certified reference material in preparation for Anti-Glomerular Basement Membrane (Anti-GBM) Immunoglobulin autoantibodies in human serum - Carolina Aznar-Lopez, Belgium
Autoantibody profiling in revealing pan-disease and phenotype-specific biomarkers for Behçet's syndrome - Zhan Haoting, China

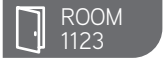
09.00-11.00 **SYMPOSIUM 12**
AI in the extranalytical phases
Chairs: Janne Cadamuro (Austria), Andrea Padoan (Italy)



2 CPECS CREDITS

Pre-Analytical Phase – Giuseppe Lippi, Italy
Post-Analytical Phase - Glynis Frans, Belgium
AI - Andrea Padoan, Italy
Bias assessment of measured LDL-C and its estimation using the Friedewald, Martin/Hopkins, and Sampson equations, and optimization through the implementation of supervised machine learning models - Antonio Reche Martinez, Spain
Application of federated learning to preserve the performance of automatic classifiers of blood images obtained in different clinical laboratories - Kevin Ivan Barrera Llanga, Spain

09.00-11.00 **SYMPOSIUM 14**
EFLM-FEBS Symposium
Integrating Recent Basic Biomolecular Achievements in Medical Practice - Diagnostics & Therapy
Chairs: Tomáš Zima (Czech Republic), Piotr Laidler (Poland)



2 CPECS CREDITS

Mass spectrometry – translation from esoteric testing to a routine tool in the medical laboratory? – Christoph Seger, Switzerland
From basic research to clinical use: the long journey of blood markers for neurodegenerative diseases - Sylvain Lehmann, France
From genetic analyses into prevention and treatment options for cancer including supplementations and diet interventions - Jan Lubinski, Poland
NMR-based Fingerprinting and Profiling of biological samples for disease diagnosis and prognosis – Claudio Luchinat, Italy

09.00-11.00 **RBSLM SYMPOSIUM 3**
New EFLM approaches to urinalysis and urine bacterial culture
Chairs: Timo Kouri (Finland), Etienne Cavalier (Belgium)



2 CPECS CREDITS



Back to the basics: Improved preanalytics in urinalysis with recommendations and quality indicators of the EFLM Urinalysis Guideline 2023 - Rosanna Falbo, Italy
Automated particle analysis of urine – do the technical advances satisfy clinical needs? - Matthijs Oyaert, Belgium
Paving the path to automation in urine bacteriology with the EFLM Urinalysis Guideline - Martine Pestel-Caron, France
Verification procedures for urine test strips and particle counting in the EFLM Urinalysis Guideline - Timo Kouri, Finland

11.30-12.30
AUDI 2000

PLENARY LECTURE 4
Digital Twins: From Personalised Medicine to Precision Public Health
Chair: Tomris Ozben (Türkiye)
Speaker: Mikael Benson (Sweden)

1 CPECS CREDIT



Mikael Benson directs the Medical Digital Twin Research Group at the Karolinska Institute and coordinates the Swedish Digital Twin Consortium. The aims are to develop methods to construct and computationally treat high-resolution models of individual patients' diseases in clinical practice. This is based on multi-disciplinary collaborations between experts in multi-omics down to the single cell level, network science and machine learning, in vitro and in vivo studies of mouse models, biobank and clinical studies.

12.30-13.00

CLOSING CEREMONY

Closing remarks
IFCC President & Congress Chair, T. Ozben
EFLM President, M. Plebani
RBSLM President, E. Cavalier
Congress President, D. Gruson

Welcome to India - IFCC WorldLab New Delhi 2026
T. Ozben (Congress President and Congress Chair),
R. R. Sinha (Congress Co-Chair, P. Sharma (SPC Co-Chair)

Welcome to UK - IFCC-EFLM EuroMedLab London 2027
T. Ozben (IFCC President and Congress Chair), K. Hayden (UKLabMed President)

Effort Less.

Waste Less.

Limit Less.

Do less.

Friction Less.

Wait Less.

Stress Less.

At Siemens Healthineers, our goal is simple: less.

Visit us in Booth #1 and attend our Educational Workshops

Monday, 19 May	Tuesday, 20 May
Innovation in neurology patient management: Blood-based biomarkers and the role of Neurofilament Light Chain (NfL) in relapsing multiple sclerosis 13:00–14:00 Room B Henrik Zetterberg, MD, PhD Jean-Louis Bayart Vincent van Pesch, MD, PhD	Component-resolved diagnostics in allergy: The next step towards personalized patient management 13:00–14:00 Room A Dr. Marco W.J. Schreurs Dr. Johannes Grosch
Infectious disease assays: Real-life examples of high-volume and multidisciplinary workflow integration 14:30–15:30 Room A Dr. Carole Chirica Prof. Giuseppe Portella	Improved leukaemia diagnostic pathway: The role of digital morphology 16:00–17:00 Room B Prof. Gina Zini



Discover workshop details and other event highlights.

SUNDAY
18 May

08.00 - 16.30	SD EC - C. Cobbaert	Room 1121 A Hall 11 Floor 3
08:00 - 12:30	TF-E - J. Wiencek	Room 1124 Hall 11 Floor 3
08:00 - 12:00	TF-GLQ - E. Amann - Q. Meng	Room 1125 Hall 11 Floor 3
08.00 - 16.00	C-NPU - YB. Hansen	Room 711 D Hall 7 Floor 0
08.30 - 15.30	WG-CDT - J. Wielders	Room 1121 B Hall 11 Floor 3
08:30 - 16:30	CPD EC - HP Bhattoa	Room 11 Hall AUDI 2000 Floor 1
09:00 - 13:00	EMD EC - N. Rifai	Room 711 C Hall 7 Floor 0
09:00 - 13:00	C-CMBC - O. Diez	Room CINEDOC Adm. Building Floor 1
09.00 - 16.00	EB - T. Ozben	Room Expo 35 Adm. Building
13:00 - 17:00	C-CLM - P. Sharma	Room 1124 Hall 11 Floor 3
13:00 - 17:00	C-KD - J. El Khoury	Room 1125 Hall 11 Floor 3

MONDAY
19 May

08:30 - 12:30	WG-e-News - M. Stamouli	Room 711 C Hall 7 Floor 0
08:30 - 12:30	WG-PCT - A. Boeuf	Room CINEDOC Adm. Building Floor 1
08:30 - 13:30	C-IDC - D. Topcu	Room 1125 Hall 11 Floor 3
08:30 - 17:00	ETD EC - D. Gruson	Room 711 D Hall 7 Floor 0
08:30 - 17:00	C-PR - MdC Pasquel Carrera	Room 11 Hall AUDI 2000 Floor 1
09:00 - 13:00	TF-GRID - J. Zierk	Room 1121 A Hall 11 Floor 3
09:00 - 13:00	C-CC - P. Laitinen	Room 1121 B Hall 11 Floor 3
09:00 - 13:00	C-EBLM - A. Don-Wauchope	Room 1124 Hall 11 Floor 3
13:00 - 17:00	WG-eJIFCC - K. Vaidyanathan	Room 711 C Hall 7 Floor 0
13.00 - 17.00	C-TLM - D. Grote-Koska	Room CINEDOC Adm. Building Floor 1
13.30 - 17.30	C-STFT - K. Van Utfanghe	Room 1121 A Hall 11 Floor 3
13:30 - 17:30	TF-NBS - J. Bonham - AH Khan	Room 1121 B Hall 11 Floor 3
13.30 - 17.30	WG-TNI - C. Swart	Room 1124 Hall 11 Floor 3
14.00 - 18.00	C-RIDL - T. Streichert	Room 1125 Hall 11 Floor 3



Closed Meetings

TUESDAY
20 May

08.00 - 13.00	WG-APO - R. Ruhaak	Room 1121 A Hall 11 Floor 3
08:30 - 13:30	WG-M - E. Fux	Room 11 Hall AUDI 2000 Floor 1
08:30 - 13:30	WG-MEP - R. Greaves	Room 711 C Hall 7 Floor 0
08:30 - 13:00	C-EUBD - E. English	Room CINEDOC Adm. Building Floor 1
09.00 - 13.00	C-BM - S. Vasikaran	Room 1121 B Hall 11 Floor 3
09:00 - 13:00	WG-MISP - S. Geaghan	Room 711 D Hall 7 Floor 0
09:00 - 17:00	C-ETPLM - L. Kyriakopoulou	Room 1125 Hall 11 Floor 3
11:30 - 16:00	TF-EILM - J. Anetor	Room 1124 Hall 11 Floor 3
13:30 - 17:30	C-POCT - S. Sandberg	Room 1121 A Hall 11 Floor 3
13:30 - 17:30	TF-OSLM - Z. Zhao	Room 711 D Hall 7 Floor 0
14:00 - 18:00	WG-ID - C. Stobe	Room 1121 B Hall 11 Floor 3
14:00 - 17:00	C-AILM - SH Yang	Room 11 Hall AUDI 2000 Floor 1
14:00 - 17:00	C-MHBLM - J. Nichols	Room 711 C Hall 7 Floor 0
16.30 - 18.30	WG-FIT - S. Benton	Room 1124 Hall 11 Floor 3

WEDNESDAY
21 May

08:30 - 13:00	WG-IANT - R. Girardi	Room 11 Hall AUDI 2000 Floor 1
08:30 - 16:30	WG-NB - R. Greaves - L. Mackay	Room 1121 B Hall 11 Floor 3
09:00 - 13:00	TF-YS - S. Fares Taie	Room 1124 Hall 11 Floor 3
09:00 - 13:00	TF-GEL - A. Park	Room 711 C Hall 7 Floor 0
09.00 - 13.00	C-MDID - D. O’Sullivan	Room CINEDOC Adm. Building Floor 1
14.00 - 18.00	WG-CMT - G. Miller	Room 1121 A Hall 11 Floor 3
14.00 - 18.00	C-MDO - S. Pan	Room 1125 Hall 11 Floor 3
14:00 - 18:00	WG-BND - H. Zetterberg	Room 711 C Hall 7 Floor 0
14.00 - 18.00	EB AccC - D. Kinniburgh	Room 711 D Hall 7 Floor 0
14.00 - 17.00	TF-CM - T. Ravalico	Room CINEDOC Adm. Building Floor 1
15:00 - 17:00	WG-CGM - S. Pleus	Room 1124 Hall 11 Floor 3
16:30 - 19:00	WG-CARDIOIMPACT - S. Stankovic	Room 11 Hall AUDI 2000 Floor 1

THURSDAY
22 May

09.00 - 12.00	WG-NP - L. Luckau	Room 1121 A Hall 11 Floor 3
14.00 - 17.00	EB - T. Ozben	Room 1121 A Hall 11 Floor 3



Closed Meetings

SUNDAY
18 May

09:00 - 11:00	D-EP - E. Homsak	Room 1102E Hall 11 Floor 0
11:00 - 12:00	TC-R - I. Rako	Room 1102E Hall 11 Floor 0
12:00 - 13:00	TC-EFLMLabX - E. Homsak	Room 1102E Hall 11 Floor 0
13:00 - 15:00	C-ELM - G. Banfi	Room 1102E Hall 11 Floor 0
14:00 - 17:00	C-DTCTPE - M. Orth	Room 1102A Hall 11 Floor 0

MONDAY
19 May

8:30 - 11:30	D-C + C-PP - D. Rajdl, H. P. Bhattoa	Room 711A Hall 7 Floor 0
11:00 - 13:00	C-DE - P. Karkalousos	Room 1102E Hall 11 Floor 0
12:00 - 16:00	D-QSR + C-A/ISO - M. Thelen, G. Boursier	Room 1102A Hall 11 Floor 0
12:30 - 14:30	C-H - M. Zaninotto	Room 711A Hall 7 Floor 0
13:30 - 15:30	C-YS - A. Kvasnicka	Room 1102E Hall 11 Floor 0
15:00 - 18:00	C-ERA - C. Cobbaert	Room 711A Hall 7 Floor 0
16:00 - 18:00	C-PGIMU - A. Coskun	Room 1102E Hall 11 Floor 0
16:00 - 18:00	C-BNOA - G. Grzych	Room 1102A Hall 11 Floor 0

TUESDAY
20 May

09:00 - 13:00	C-CPECS - S. Yenice	Room 711A Hall 7 Floor 0
12:00 - 15:00	TC-BVD - A. Aarsand	Room 1102A Hall 11 Floor 0
13:00 - 16:00	D-S - M. Langlois	Room 1102E Hall 11 Floor 0
15:30 - 18:00	C-BMTBI - V. Sapin	Room 1102A Hall 11 Floor 0

WEDNESDAY
21 May

09:00 - 11:30	C-CKD - E. Cavalier	Room 1102E Hall 11 Floor 0
09:00 - 12:00	C-PRE A. Von Meyer	Room ROTONDE Adm. Building Floor 0
11:30 - 15:30	C-CAPS - P. Monaghan	Room 711A Hall 7 Floor 0
11:30 - 16:30	C-CPE - E. Sozmen	Room 711B Hall 7 Floor 0
12:00 - 15:00	C-BV - S. Sandberg	Room 1102A Hall 11 Floor 0
13:00 - 16:00	C-POST - P. Vermeersch	Room ROTONDE Adm. Building Floor 0
13:00 - 15:00	C-VRB - K. Lackner	Room 1102E Hall 11 Floor 0
15:00 - 17:00	C-ID - J. Lennerz	Room 1102E Hall 11 Floor 0

Speakers & Chairs

Aakre Kristin Moberg	University of Bergen
Aarsand Aasne K.	Haukeland University Hospital
Adámkova Václava	Clinical Microbiology and ATB centre of General University Hospital and 1st Medical Faculty Charles University
Adeli Khosrow	IFCC Past President, Pediatric Laboratory Medicine, The Hospital for Sick Children, University of Toronto, Canada
Anetor John	DEPARTMENT OF CHEMICAL PATHOLOGY, COLLEGE OF MEDICINE, UNIVERSITY OF IBADAN
Antunez Fernando	Asociación Bioquímica Uruguaya
Aznar-Lopez Carolina	European Commission - Joint Research Centre (EC JRC), Geel, Belgium
Banfi Giuseppe	Ospedale Galeazzi - Sant’Ambrogio
Baptista Julia	King’s College Hospital, Synnovis and European Society of Human Genetics
Barrera Llanga Kevin Ivan	Department of Mathematics. Technical University of Catalonia. Barcelona. Spain
Beets-Tan Regina	The Netherlands Cancer Institute
Benson Mikael	Karolinska
Bernardini Sergio	Full Professor in Clinical Biochemistry and Clinical Molecular Biology Dir. of the Dept. Integrated Diagnostics University of Tor Vergata Hospital, Rome-Italy
Bisazza Oliver	CEO, MedTech Europe
Blanchet Jean-Sebastien	Director Medical and Scientific Affairs, Beckman Coulter Diagnostics
Borai Anwar	Pathology & Lab Medicine, King Abdulaziz Medical City, King Saud Bin Abdulaziz University for Health Sciences
Bossuyt Xavier	
Cadamuro Janne	University Hospital Salzburg, Paracelsus Medical University Department of Laboratory Medicine
Cani Patrice D.	UCLouvain, Brussels, Belgium
Cantù Marco	Ente Ospedaliero Cantonale EOC Institute of Laboratory Medicine Bellinzona (Switzerland)
CarobeneAnna	IRCCS Ospedale San Raffaele
Cavalier Etienne	University Hospital of Liège, Department of Clinical Chemistry
Cervinski Mark	Dartmouth Health
Cobbaert Christa	LUMC, Leiden, the Netherlands
Colombo Bernard	
Coppens Salome	Clinical Proteomic Platform, CHU Montpellier, University of Montpellier
Coskun Abdurrahman	Acibadem University
De Guire Vincent	Chair of the Working Group Laboratory Errors and Patient Safety, IFCC
Decallonne Brigitte	University Hospitals Leuven, Dpt of Endocrinology, Belgium KU Leuven, Dpt of Clinical and Experimental Medicine, Belgium - Deprez Liesbet European Commission, Joint Research Centre
Devaraj Sridevi	Medical Director, Clinical Chemistry, Clinical Biochemical Genetics and Point of Care, Texas Childrens Hospital Director of Laboratories, TCH Specialty Care, Bellaire and Clearlake - Professor of Pathology & Immunology, Baylor College of Medicine - Associate Director, Texas Children’s Microbiome Center
Drgoňa Ľuboš	Department of Oncohematology, National Cancer Institute and Comenius University
El-Khoury Joe	Yale University
Eveillard Marion	Nantes University Hospital
Falbo Rosanna	ASST Brianza-Ospedale Pio XI
Farnsworth Christopher	Washington University in St. Louis
Fernandez Calle Pilar	Department of Laboratory Medicine. La Paz University Hospital, Madrid, Spain
Frans Glynis	UZ Leuven
Frauenknecht Katrin	University Hospital Center Mainz, Institute of Neuropathology
Freckmann Guido	Institut fur Diabetes-Technologie GmbH
Freeland Brian	Dublin city University
Gaetani Lorenzo	University of Perugia
Gammie Alistair	QuidelOrtho Diagnostics
Gerbaud Laurent	Laurent Gerbaud Chocolatier - Bruxelles
Giovanella Luca	Department of Nuclear Medicine, University of Zurich, Zurich, Switzerland
Gouget Bernard	IFCC TF on History; Member IFCC ETD-Executive Committee
Gruson Damien	Head of the Department of Clinical Biochemistry at the Cliniques Universitaires Saint Luc in Brussels
HaliassosAlexander	ESEAP Greek External Quality Assurance - Proficiency Testing Schemes for Clinical Laboratories
Hansen Young Bae	Committee on NPU terminology (C-NPU)
Haoting Zhan	Department of Clinical Laboratory, State key Laboratory of Complex, Severe and Rare Diseases, Peking Union Medical College Hospital, Chinese Academy of Medical Science and Peking Union Medical College, Beijing, China
HaymondShannon	Northwestern University Feinberg School of Medicine
Hazelzet Jan	Prof Em Healthcare Quality & Outcome Erasmus Univ MC, Rotterdam
Hofmans Mattias	Department of Laboratory Medicine, Ghent University Hospital
Holmes Daniel	University of British Columbia
Homsak Evgenija	University Clinical Centre Maribor, Maribor, Slovenia
Horvath Andrea Rita	NSW Health Pathology

Speakers & Chairs

Huijser Erika	Leiden University Medical Center, dep. Clinical Chemistry and Laboratory Medicine
Jelinek Thomas	Department of Hematooncology, University Hospital Ostrava, Ostrava, Czech Republic
Jovicic Snezana	Department for Medical Biochemistry, Faculty of Pharmacy, University of Belgrade
Julicher Paul	Abbott Core Diagnostics
Kavsak Peter	Professor, Department of Pathology and Molecular Medicine, McMaster University Scientist/Clinical Biochemist, Hamilton Health Sciences, Juravinski Hospital and Cancer Centre Research Lead, Hamilton Regional Laboratory Medicine Program, Hamilton, Ontario, Canada Dept Clinical Chemisty, University of Helsinki; HUS Diagnostic Center, Helsinki and Uusimaa School of Life Sciences, Technical University of Munich Institute of Medical Biochemistry and Laboratory Diagnostics of the General University Hospital and of The First Faculty of Medicine of Charles University Jagiellonian University, Krakow, Poland - FEBS Congress Counsellor Laboratory for Clinical Biology, Ghent University Hospital, Belgium Necker Hospital Department of Clinical Chemistry, University of Liège, CHU of Liège, Liège, Belgium TIMC Lab - Université Grenoble Alpes - CHU Grenoble Alpes Montpellier University Hospital Chief Scientific Officer, BostonGene, USA Sustainability and Environment, MedTech Europe Section of Clinical Biochemistry, University of Verona University of Missouri School of Medicine Pomeranian Medical University University of Florence Biomed Alliance President and Professor of Hematology at Université Paris Cité Vice Chair of IFCC Scientific Division Executive Committee - Clinical Biochemist - Director of Clinical - Biochemistry Department - KAT General Hospital European Association of Value-Based Health Care The University of Texas MD Anderson Cancer Center BHF Chair of Cardiology
Kouri Timo	
Kuster Bernhard	
Lahoda Brodská Helena	
Laidler Piotr	
Lambrecht Stijn	
Lasne Dominique	
Le Goff Caroline	
Le Gouellec Audrey	
Lehmann Sylvain	
Lennerz Joe	
Linher Sigrid	
Lippi Giuseppe	
Little Randie	
Lubinski Jan	
Luchinat Claudio	
Macintyre Elizabeth	
Makris Konstantinos	
Marques Gomes João	
Meng Qing H.	
Mills Nick	
Mossialos Elias	
Muller Mathias M.	OEQUASTA CHU UCL NAMUR, Belgium
Mullier François	Institute for Clinical Chemistry, Mannheim Medical Faculty of Heidelberg University, Germany
Neumaier Michael	Equalis AB
Nordin Gunnar	Guy’s & St Thomas’ Hospital
Ostermann Marlies	Department of Laboratory Medicine, Ghent University Hospital
Oyaert Matthijs	IFCC President
Ozben Tomris	University-Hospital of Padova
Padoan Andrea	Sciensano
Pairoux Gregor	
Parenti Antonio	
Patel Dina	UK NEQAS
Paulson Vera A.	University of Washington
Pestel-Caron Martine	Department of microbiology, CHU; INSERM DYNAMICURE U1311, Rouen University
Pillay Tahir	University of Pretoria/NHLS, South Africa/Royal College of Pathologists
Pinsart Arnaud	Clinical Metabolomics Group, CIRM, University of Liège, Liège, Belgium
Piper Thomas	Center for Preventive Doping Research–Institute of Biochemistry, German Sport University Cologne
Plebani Mario	University of Padova, Italy
Polyzos Nikolaos	Democritus University of Thrace
Poppe Kris	Centre Hospitalier Universitaire Saint Pierre, Université Libre de Bruxelles (ULB), Brussels, Belgium
Pouleur Anne-Catherine	Department of Cardiology, Cliniques Universitaires Saint-Luc, Brussels, Belgium
Reche Martinez Antonio	Laboratory Medicine (Clinical Biochemistry), Puerto Real University Hospital, Cadiz, Spain
Reginster Jean-Yves	WHO Collaborating Centre for Epidemiology of Musculoskeletal Health and Aging, University of Liège, Liège, Belgium - Protein Research Chair, Biochemistry Dept, College of Science, King Saud University, Riyadh, Kingdom of Saudi Arabia Boston Children’s Hospital Cancer Patients Europe, Chair of the Board Department of Experimental and Clinical Medicine - University of Florence, Clinical Microbiology and Virology Unit - Florence Careggi University Hospital Fimlab Laboratorios Ltd. and University of Tampere The Norwegian Organisation for Quality Improvement of Laboratory Examinations, Noklus Biochemistry and Molecular Genetic Department / University Hospital
Rifai Nader	
Rodriguez Lozano Francisco	
Rossolini Gian Maria	
Rotgers Emmi	
SandbergSverre	
Sapin Vincent	

Speakers & Chairs

Sciacovelli Laura	Department of Laboratory Medicine, University Hospital, Padova
Seger Christoph	Labordiagnostic St. Gallen West (LDSGW)
Sheldon Joanne	Sr Georges Hospital
Streichert Thomas	University Hospital of Cologne, Department of Clinical Chemistry
Teunissen Charlotte	Amsterdam UMC
Tew Yong Yong	The University of Edinburgh
Thoren Katie	University of Miami
Trenti Tommaso	Bianalisi Healthcare
Van der Helm Michelle	Coagulation Reference Laboratory, Clinical Chemistry and Laboratory Medicine, Leiden University Medical Center, Leiden
van Rossum Huub H.	Netherlands Cancer Institute
van Schrojenstein Lantman Marith	SKML, Foundation for Quality Assessment in Medical Laboratory Diagnostics
Verdonck Ann	UZ Leuven (Laboratory Medicine)
Vermeersch Pieter	UZ Leuven
Vitkus Dalius	Vilnius University
Vogeser Michael	LMU University Hospital, LMU Munich, Institute of Laboratory Medicine
von Muhlen Carlos	Senior Consultant in Rheumatology, Clinical Pathology and Autoimmune Diseases
Wang Tiantian	Qilu Hospital of Shandong University
Wilkins Geoff	Siemens Healthineers
Wittfooth Saara	University of Turku
Yang He Sarina	Weill Cornell Medicine
Yilmaz Fatma	ANKARA YILDIRIM BEYAZIT UNIVERSITY, C-NPU MEMBER
Zerbe Norman	
Zhao Zhen	Weill Cornell Medicine
Zierk Jakob	University Hospital Erlangen
Zima Tomas	First Faculty of Medicine Charles University General University Hospital
Zini Gina	Università Cattolica S. Cuore - Fondazione oliclinico Gemelli-IRCCS

EuroMedLab Brussels, Belgium

Educational Workshop
Edu W15

Emergence of Artificial Intelligence:
Transforming Laboratory Workflow of
Immunotyping Interpretation in Myeloma

Tuesday May 20th
14:30 – 15:30
Room 1123

Moderator & Speakers

Nathalie SASSINE (France)
Myeloma Marketing Group Manager, Sebia

Georges NOUADJE (France)
Sr R&D Director, Sebia

Dirk Hempel (Germany)
Head of Lab. Onkologisches Zentrum Freising
MVZ GmbH, Haemalab



Come & visit Sebia’s booth n°108
during the IFCC – EuroMedLab
Brussels 2025



Congress Venue

BRUSSELS EXPO

Place de Belgique 1
1020 Brussels, Belgium

BRUSSELS EXPO is centrally located in the heart of the capital of Europe. It is easily accessible by car, train or plane, and metro, tramway, buses.

BY CAR

E40 / E19
GHENT / MONS / CHARLEROI
Take the Ring RO, direction Zaventem - Namur (Namen)
On the Ring, take exit 7A and follow the signs "Expo".

E19 / E411 / E40
ANTWERP / NAMUR / LIEGE
Take the Ring RO, direction Gent - Oostende (E40) On the Ring, take exit 7A and follow the signs for "Expo".

A12
ANTWERP / BOOM
Take the Ring RO, direction Gent (Ghent) - Ostend (E40)
- Mons (Bergen) / Charleroi (E19) On the Ring, take exit 7A and follow the signs "Expo".

BY PUBLIC TRANSPORT

By public transport, take metro line 6 from the city centre, which will take you there directly in a few minutes. Get off at the Heysel stop. If you are coming from the north-west, take bus 84 or 89 (stop Koning Boudewijn - Amandiers).

By tram or bus

- Heysel (STIB): Tram 7; Bus 83 (until 4pm)
- Stadium (MIVB/ De Lijn): Tram 9, 51, 93 / Bus 223, 240, 241, 242, 243, 246, 250, 260, 820
- King Baudouin (STIB): Tram 9 (until 5pm), Bus 83 (until 4pm)
- Esplanade (MIVB): Tram 3, Bus 83.

Which train station for Brussels Expo?

Thalys, TGV, Eurostar and ICE international trains depart from Brussels-Midi station. You can also take the metro from here. From the station, take the renewed metro to Heysel stop. The metro will get you there in 15 minutes.

General Information

REGISTRATION DESKS

The registration desks, located in Hall 10, will be open as follows:

18 May 2025	11:00 – 19:00
19 May 2025	08:00 – 17:30
20 May 2025	08:00 – 17:30
21 May 2025	08:00 – 17:30
22 May 2025	08:30 – 14:00

OFFICIAL LANGUAGE

The official language of the congress is English.

SIMULTANEOUS TRANSLATION

For the first time in EuroMedLab history, simultaneous translation from English to Spanish will be available for all sessions from Sunday to Thursday, including educational workshops.

For the first time in EuroMedLab history, simultaneous translation from English to Spanish will be available for all sessions from Sunday to Thursday, including educational workshops. How to take advantage of the translation?



Download the official conference app

"EuroMedLab 2025"

from App Store or Play store.

Go to the "Programme" section.

Click on the translation icon at the top right of each session.

A new webpage will open.

On that page, turn on the audio or transcription.

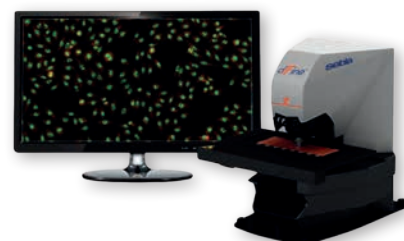
Select the Spanish language.



A Global Specialized *In Vitro Diagnostic Player*

Booth n°108

Capillary Electrophoresis



IFA



ELISA



CLIA



Discover solutions that
make a difference!



sebia
The new language of life

ORGANISING SECRETARIAT
MZ Events srl



Via Carlo Farini, 81 – 20159 Milan, Italy
Phone + 39 0266802323
www.mzevents.it
E-mail: info@euromedlab2025brussels.org

For information on any specific topic,
please refer to the following e-mails:

General information:
info@euromedlab2025brussels.org

Abstracts & Posters (information only):
abstracts@euromedlab2025brussels.org

Companies:
companies@euromedlab2025brussels.org

Registrations:
registrations@euromedlab2025brussels.org



WI-FI

EuroMedLab Brussels 2025 is offering free Wi-Fi
for delegates in the Congress Center.

Network: EUROMEDLAB2025_GUESTS
Password: Euromedlab2025

General Information

CONGRESS KIT

The congress kit can be collected at the Bags Delivery Desk in Hall 10, upon presentation of the badge.

CLOAKROOM

Cloakroom will be available at the entrance of Hall 10. Delegates' belongings (such as coats, bags, etc.) can be left **ONLY** on a daily basis and **ONLY** during the congress hours.

EUROMEDLAB EVENT PASS

As part of its sustainability policy, EuroMedLab, in cooperation with STIB-MIVB and Visit.Brussels, is glad to offer to all congress delegates the Event Pass. With this pass, you will have free access to STIB-MIVB's transport network (including Noctis, the night bus service) and will be able to get to your event and back again comfortably and in a sustainable way. All congress delegates will receive a 9-digit personal code via e-mail a few days before the event. This code allows you to activate the Event Pass in Brussels.

COFFEE POINTS

Self-service coffee points offer coffee and tea free of charge for all properly registered delegates in the morning, during breaks, inside the Exhibition Area (Hall 11).

CASH BARS

Several cash bars and food trucks will be operating during the congress in Hall 7.

CERTIFICATE OF ATTENDANCE

All properly registered attendees will receive a certificate of attendance via e-mail after the end of the Congress.

AUDIOVISUAL CENTRE

The Audiovisual Centre is located in the Ambassador Room, which is on the first floor of Hall 10. Speakers are kindly requested to bring their presentation to the Audiovisual Centre on a USB drive at least two hours before the presentation is scheduled. Personal laptops cannot be connected to the system.

PHOTOS & VIDEOS


We inform you that photos and videos will be taken during the event. We kindly ask those who do not want to be shot to inform the Organising Secretariat.

Roche at EuroMedLab 2025

As a leader in the integration of IVD solutions, Roche invites you to join us on a captivating journey as we explore our commitment to advancing patient care through innovative and sustainable solutions.

Visit our booth in Hall 11 to meet the team, see our solutions firsthand, and explore how together, we can stay **Ahead of care**.

<https://go.roche.com/eml2025>



General Information

E-POSTERS

Posters will be displayed in electronic format (e-Posters) on interactive totems which will be located in Hall 7. All the e-Posters will be visible on each totem from Sunday 18th to Thursday 22nd May. e-Posters will also be available on the Congress App.

ABSTRACTS PUBLICATION

All abstracts are published in a special on-line issue of Clinical Chemistry and Laboratory Medicine (CCLM).

INDUSTRY EXHIBITION

The exhibits of diagnostics companies make up a very important part of the congress. All major international clinical biochemistry and laboratory-medicine companies are represented. Participants are encouraged to visit the large industry exhibition, which is located in Hall 11 and opens as follows:
19 May 2025: 10:00 – 17:00
20 May 2025: 10:00 – 17:00
21 May 2025: 10:00 – 17:00
Access to the exhibition area is free of charge for participants registered to the congress. For security reasons, anyone wishing to visit the exhibition without registering for the Congress must report to the Visitors Desk located in Hall 10. The visitor badge gives you access to the exhibition area only.

CONGRESS APP

The Congress App is designed to enrich delegates', visitors', and exhibitors' experience. Furthermore, the App is necessary to access simultaneous translation and access the CPECS section to scan QR codes in the rooms and prove attendance to the sessions. Search "EuroMedLab Brussels 2025" in the App Store or Google Play Store or scan the following QR code to download:

NAME BADGE

A name badge will be distributed to all the registered participants. The badge must be always worn: only registered participants will be admitted to the scientific sessions. NEWS! In addition, this year, participants will also have the chance to print their badge at home and collect plastic folders and lanyards at a separate desk to avoid queues. The badge template to be printed will be sent via e-mail to all registered participants close to the event.

Destination partner
Thanks to the support of visit.brussels



Registration fees

The registration system will be available starting from November 2024
All delegates must register for the congress.
Registration fees are as follows (21% Belgian VAT included):

ON-SITE REGISTRATION		
Full Registration	€ 900,00	
Young Registration (≤40 years)*	€ 350,00	*(born 1985 and later)
Hemeritus (≥ 65 years and retired)**	€ 300,00	** (born 1960 and before)
Day Registration	€ 420,00	

Delegates can pay registration fees in Euros only; cash or credit card (American Express, MasterCard, Visa) accepted.

The **full registration, young registration and hemeritus** fees include:

- entrance to plenary lectures, symposia, educational workshops, poster sessions and exhibition
- certificate of attendance
- coffee breaks (19, 20 and 21 May)
- Brussels travel card
- Opening Ceremony (Sunday, 18 May 2025)
- Closing Ceremony (Thursday, 22 May 2025)

The **day registration** fee includes, for the day of registration only:

- entrance to plenary lectures, symposia, educational workshops, poster sessions and exhibition
- certificate of attendance
- coffee break

And in addition:

- Opening Ceremony (Sunday, 18 May 2025)
- Closing Ceremony (Thursday, 22 May 2025)

Everything that is not mentioned above is not included in the registration fees.

LIABILITY AND INSURANCE

Registration fees do not include the insurance of participants against personal accidents, sickness and cancellations by any party, theft, loss or damage to personal possessions. Participants are advised to take out adequate personal insurance to cover travel, accommodation, cancellation and personal effects.

ACUSERA
SMART

Visit us at EUROMEDLAB Brussels 2025 - **Stand #266**

INTRODUCING ACUSERA SMART



STREAMLINE YOUR QC, THE SMART WAY

The Acusera Smart controls range is designed to fit directly onto a wide range of test systems without the need to aliquot material, streamlining the QC process by minimising human error and optimising workflow.



STREAMLINE WORKFLOW

With the ability to load the Acusera Smart QC and walk away, it optimises workflow by removing manual steps.



AUTOMATE PROCESSES

Automating the quality control process reduces turnaround time and increases efficiency.



SIMPLIFY PROCESSES

Our SmartScan controls are linked to an XML file from Randox.com, where QC target values can be uploaded directly to the analyser, simplifying the onboarding process.



MINIMISE HUMAN ERROR

The Smart QC workflow minimises the potential for human error by reducing the operator handling time.



REDUCE STORAGE

Can be conveniently stored onboard analysers with refrigerated compartments, for added convenience.



CONVENIENT DESIGN

Our Smartload controls can be conveniently loaded directly into the analyser, eliminating the need to aliquot QC material.

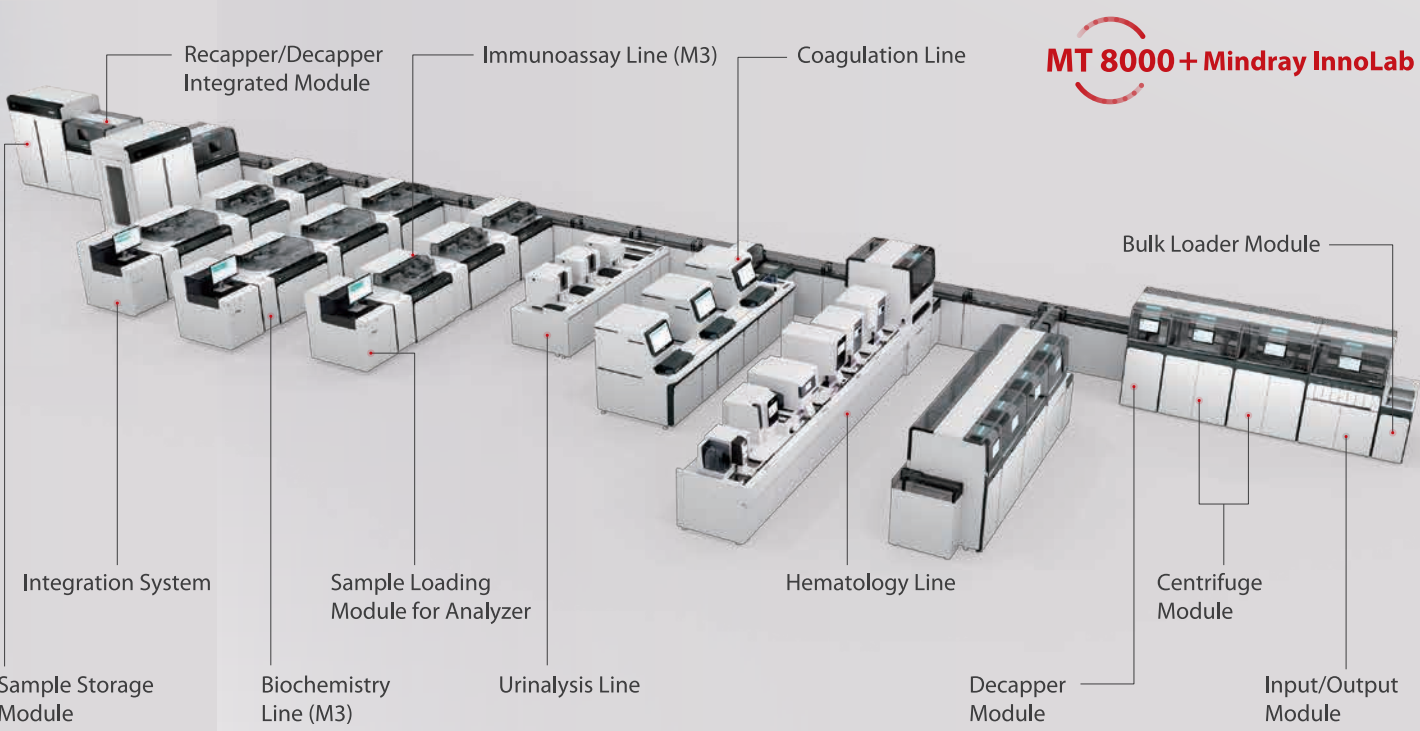
Empowering Trust with IVD Total Solution



M980
Chemistry and Immunoassay
Integrated Solution

MT 8000 Total Lab Automation System Exploring the high quality of laboratories

An intelligent TLA solution self-designed by Mindray



CAL 9000
All-in-One Hematology Solution

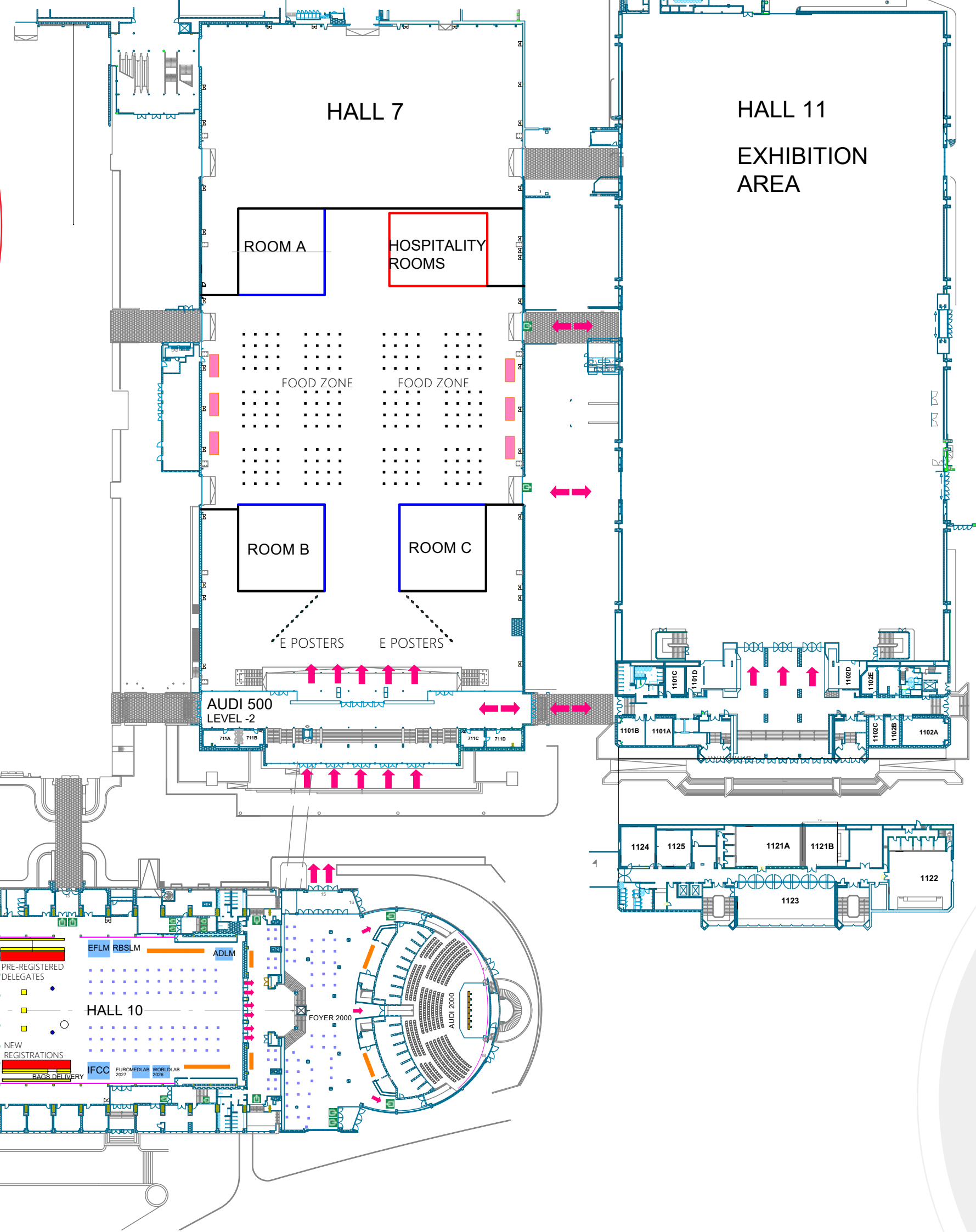


Based on insight of centralized laboratory's demand on quality, efficiency, management of space and manpower, Mindray applied innovative technology and integrated it into our highest-end TLA solution.

Meet our team at Booth **#29 in Hall 11**
to discover our latest innovations in
laboratory diagnostics!



Scan to explore more



General Map

Platinum SPONSORS



Beckman Coulter Diagnostics
A global leader in advanced diagnostics, Beckman Coulter has challenged convention to elevate the diagnostic laboratory's role in improving patient health for nearly 90 years. Our mission is to Relentlessly Reimagine Healthcare, One Diagnosis at a Time – and we do this by applying the power of science, technology and the passion and creativity of our teams. Our diagnostic solutions are used in complex clinical testing, and are found in hospitals, reference laboratories and physician office settings around the globe. We exist to deliver smarter, faster diagnostic solutions that move the needle forward from what's now to what's next. We do this by accelerating care with an extensive clinical menu, scalable lab automation technologies, insightful clinical informatics, and optimize lab performance services. Beckman Coulter, part of the Danaher Corporation (NYSE:DHR) family of global science and technology companies. Headquartered in Brea, California, has more than 11,000 global team members.

Beckman Coulter
250 South Kraemer Boulevard
Brea, California - United States
Link: <https://www.beckmancoulter.com/en/about-beckman-coulter>



Roche
About Roche Founded in 1896 in Basel, Switzerland, as one of the first industrial manufacturers of branded medicines, Roche has grown into the world's largest biotechnology company and the global leader in in-vitro diagnostics. The company pursues scientific excellence to discover and develop medicines and diagnostics for improving and saving the lives of people around the world. We are a pioneer in personalised healthcare and want to further transform how healthcare is delivered to have an even greater impact. To provide the best care for each person we partner with many stakeholders and combine our strengths in Diagnostics and Pharma with data insights from the clinical practice. For over 125 years, sustainability has been an integral part of Roche's business. As a science-driven company, our greatest contribution to society is developing innovative medicines and diagnostics that help people live healthier lives. Roche is committed to the Science Based Targets initiative and the Sustainable Markets Initiative to achieve net zero by 2045. Genentech, in the United States, is a wholly owned member of the Roche Group. Roche is the majority shareholder in Chugai Pharmaceutical, Japan. For more information, please visit www.roche.com.



Siemens
At Siemens Healthineers, we pioneer breakthroughs in healthcare. For everyone. Everywhere. Sustainably. As a leader in medical technology, we want to advance a world in which breakthroughs in healthcare create new possibilities with a minimal impact on our planet. By consistently bringing innovations to the market, we enable healthcare professionals to innovate personalized care, achieve operational excellence, and transform the system of care.
Our portfolio, spanning in vitro and in vivo diagnostics to image-guided therapy and cancer care, is crucial for clinical decision-making and treatment pathways. With the unique combination of our strengths in patient twinning¹, precision therapy, as well as digital, data, and artificial intelligence (AI), we are well positioned to take on the greatest challenges in healthcare. We will continue to build on these strengths to help overcome the world's most threatening diseases, enable efficient operations, and expand access to care.
We are a team of 73,000 Healthineers in over 70 countries passionately pushing the boundaries of what is possible in healthcare to help improve the lives of people around the world.
¹Personalization of diagnosis, therapy selection and monitoring, aftercare, and managing health.



Snibe
SNIBE is a leading brand of chemiluminescence immunoassay (CLIA) solution from Shenzhen, China. Also, Snibe is the first company who received FDA cleared on CLIA product in China.
Over 30 years, Snibe has established 4 core R&D centers, including reagent, instrument, magnetic microbead, and reagent raw material, laying a solid foundation for developing the widest range of CLIA analyzers and test menus. Currently, Snibe offers customized diagnostic solutions to laboratories in more than 156 countries and regions. In 2024, it launched the MAGLUMI X10, one of the fastest CLIA solutions. Snibe also partners with Thermo Fisher and Hitachi to offer Total Laboratory Automation. Over 35,000 units of Snibe's CLIA analyzers have been installed in hospitals and labs worldwide, including many top global chain labs.

Address: No.23, Jinxiu East Road, Pingshan District 518122 Shenzhen, P.R. China
Website: www.snibe.com - Email: sales@snibe.com
TEL: 86-755-26501514

Company Profiles



Every Second Counts...

We understand that delays in generating accurate results can have significant consequences. That's why we lead the industry with open automation solutions designed to improve turnaround time (TAT) and drive consistent, reliable results.

Visit our booth to discover how our technology can elevate your process optimization and enhance healthcare service standards.



Delivering value-added solutions for medical institutions worldwide, since 1988.



Gold
SPONSORS

mindray
healthcare within reach

Mindray

Mindray is one of the leading global providers of medical devices and solutions with headquarters in Shenzhen, China. Firmly committed to our mission of “sharing medical technologies with the world”, we are dedicated to innovation in the fields of Patient Monitoring & Life Support, In-Vitro Diagnostics, and Medical Imaging System. Mindray possesses a sound global R&D, marketing and service network. Inspired by the needs of our customers, we adopt advanced technologies and transform them into accessible innovation, bringing healthcare within reach. While improving the quality of care, we help reducing its cost, making it more accessible to a larger part of humanity. Today, Mindray’s products and services can be found in healthcare facilities in over 190 countries and regions. In China, Mindray’s products and solutions can be found in nearly 110,000 medical institutions and 99% of Class A tertiary hospitals.

Web: www.mindray.com

RANDOX

Randox

Established in 1982, Randox is dedicated to improving healthcare worldwide through the use of innovative diagnostic technologies.

As experts in clinical chemistry, our product offering is designed to make the diagnostic process faster, more accurate and cost effective. The Randox portfolio comprises diagnostic reagents including many unique reagents, third party quality controls, the world’s largest EQA scheme and clinical chemistry analysers.

Our patented Randox Biochip Technology and associated Immunoassay analysers allow simultaneous screening of multiple targets, improving the diagnostic power available to clinicians. Novel biochips are available for diagnosis of stroke, Alzheimer’s disease, bladder cancer, prostate cancer, AKI and gastrointestinal diseases, allowing earlier diagnosis and timely intervention. Additional applications include routine immunoassay testing, molecular diagnostics, forensic toxicology and food diagnostics.

As a world leader in diagnostics for over 40 years, our expertise and product portfolio have assisted laboratories across the world in improving health and saving lives.

Join us at Stand #266 to learn more!

<https://www.randox.com/>

Randox Laboratories Ltd.
55 Diamond Road
Crumlin
County Antrim
BT29 4QY
United Kingdom
Tel: +44 (0) 28 9442 2413
Email: marketing@randox.com

werfen

Werfen

Werfen is a family-owned company and a global leader in specialized diagnostics – continuously evolving our systems, reagents, and data management solutions, while also innovating new products to expand our impact on in-vitro diagnostic testing. In a world of generalists, we remain committed to being a specialist.

Across our clinical areas: Hemostasis, Acute Care, Transfusion, Autoimmunity, and Transplant, we are dedicated to creating solutions that advance patient care and improve patient outcomes.

Werfen and its more than 7,000 talented employees worldwide are changing specialized diagnostics for our customers and patients. We are developing faster, more accurate diagnostics to allow healthcare providers to deliver better patient care. Innovation doesn’t stop there, though. Our future lies in being able to provide knowledge and actionable information everywhere.

Our pipeline is filled with exciting innovations that will positively influence both our short-term and long-term growth and success. These innovations are designed to deliver clinically impactful solutions that enhance the experience of our customers and continue to Power Patient Care.

Company Profiles

HUS Diagnostic Center

HUS

- We are the leading producer of clinical laboratory and imaging services in Finland.
- **We provide diagnostic services for 2.2 million inhabitants.**
- **We have nationwide responsibility for examinations that require special expertise.**
- We provide research, training and education required from a university hospital.
- We employ about 3,400 laboratory and imaging service professionals in more than 150 units.

Our Clinical chemistry and hematology

- **performs over 19 million laboratory tests annually.**
- includes blood banking services – delivering more than third of all the blood products in Finland.
- supports point-of-care testing and services for other healthcare professionals.

www.hus.fi/en/diagnosticcenter



Company Profiles

Silver
SPONSORS



Becton Dickinson

Advancing the world of health
BD is one of the largest global medical technology companies in the world and is advancing the world of health by improving medical discovery, diagnostics and the delivery of care. The company develops innovative technology, services and solutions that help advance both clinical therapy for patients and clinical process for health care providers. BD and its more than 70,000 employees have a passion and commitment to help improve patient outcomes, improve the safety and efficiency of clinicians' care delivery process, enable laboratory scientists to accurately detect disease and advance researchers' capabilities to develop the next generation of diagnostics and therapeutics. BD has a presence in virtually every country and partners with organizations around the world to address some of the most challenging global health issues. BD helps customers enhance outcomes, lower costs, increase efficiencies, improve safety and expand access to health care. bd.com



Binding Site

Binding Site, a part of Thermo Fisher Scientific
Optimizing Multiple Myeloma, immune system disorders, and special protein diagnostics through 35 years of scientific leadership. We provide specialist diagnostic products to clinicians and laboratory professionals worldwide. Our people are dedicated to improving patient lives, and delivering innovative medical solutions that improve the diagnosis and management of blood cancers and immune system disorders. Our mission is to enable our customers to make the world healthier, cleaner, and safer.
info@bindingsite.com
8 Calthorpe Road, Edgbaston, Birmingham, B15 1QT



IDS

IDS is a global manufacturer of clinical laboratory automation systems with over 35 years of expertise. From sample reception to disposal, our systems are designed to complement your lab's growing needs, rather than the lab fitting into our solution.
Our commitment to this specialized field underscores our leadership in delivering value-added solutions that evolve with the demands of medical institutions worldwide.
Innovation and quality extend beyond the solutions we provide; they are embedded in the way we work. By combining automated manufacturing with our vertically integrated approach in both R&D and manufacturing, we deliver cutting-edge technology faster, ensuring laboratories have timely access to the most advanced tools for improving diagnostic accuracy and efficiency.
At IDS, we empower laboratory professionals with automation solutions that allow them to focus on what matters most—patient outcomes—while supporting hospitals' healthcare services.
For more information, visit us at booth #83 or at <https://idsma.com/>



Sebia

"Our mission is to provide powerful tools that translate what's happening in patients' bodies into a clear, concise and interpretable language.
We call it our new language of life. It makes it easier to understand, diagnose and treat chronic and metabolic diseases. Cancer, obesity, aging and depression share a common biology: they are metabolic and inflammatory. Those pathological imbalances lead to protein modification which require special separation techniques to give us a better understanding. Capillary Electrophoresis (CE) is the most accurate and efficient method of separation to unlock these complex conditions.
Sebia is a global specialized In Vitro Diagnostic player providing equipment and reagents for the screening and monitoring of various diseases, primarily in the areas of Oncology (Multiple Myeloma), Diabetes, Hemoglobinopathy, Autoimmune & Infectious diseases and other rare pathologies.
Following the recent acquisitions of ORGENTEC, Corgenix (2021) and ZEUS Scientific (2022), Sebia now develops and markets solutions for autoimmunity diagnostics.

Sebia
27 rue Léonard de Vinci
91090 Lisses, FRANCE
+33 (0)1 69 89 80 80
www.sebia.com »

Company Profiles

Silver
SPONSORS



Sysmex Europe SE

Sysmex supports healthcare professionals and patients around the world with a broad range of medical diagnostics products and solutions in a variety of fields. With over 50 years' experience in in-vitro diagnostics, we are continuously developing our product and service portfolio to cover the entire patient pathway of care. Our multi-functional solutions work together with high-quality reagents and reliable service and support to create a better healthcare journey for all. Sysmex Europe SE, located near Hamburg, Germany, is a subsidiary of the Sysmex Corporation from Kobe, Japan. From our Hamburg offices, we serve our affiliates, distributors and customers throughout Europe, the Middle East, and Africa (EMEA). For more Information, visit www.sysmex-europe.com.

General contact details
Sysmex Europe SE
Bornbarch 1
22848 Norderstedt, Germany
Phone 040 527260
Email Info@sysmex-europe.com



Wondfo Biotech

Guangzhou Wondfo Biotech Co., Ltd. founded in 1992 and headquartered in Guangzhou science city. Wondfo focuses on the R&D, manufacturing, sales and service of IVD industry, providing professional rapid diagnosis and chronic disease management solutions.
Wondfo has 9 technology platforms. Our rapid diagnostic devices and reagents span a wide spectrum, including cardiovascular diseases, diabetes, renal functions, respiratory issues, fertility, DOA, infections, tumors, etc. We provide services to over 150 countries and regions.
In 2015, Wondfo was listed on the Shenzhen Stock Exchange, becoming the first public company in POCT in China.

Tel: (+86) 400-830-8768
E-mail: sales@wondfo.com.cn
Website: en.wondfo.com

Company Profiles

Bronze SPONSORS



Abbot

The key to recovery is often a fast, accurate diagnosis, perhaps today more than ever. There have been many new demands placed on laboratories, but there are also new opportunities to help solve some of healthcare's toughest challenges.

Our end-to-end diagnostics solutions including our innovative Alinity family of systems, total laboratory automation and AlinIQ informatics, are used in hospitals and laboratories around the globe. The crucial information from our tests is often the first step in patient care decision making for hundreds of health conditions from heart attacks to blood disorders to infectious disease concerns. Discover how we can collaborate to help you achieve measurably better healthcare performance with our personalized solutions.

Abbott GmbH
Max-Planck-Ring 2
65205
Wiesbaden, Germany
Tel: +496122 580
wired@abbott.com



Greiner Bio-One

At Greiner Bio-One, we're not just a company; we're a global force in Preanalytics and Diagnostics. Our cutting-edge products are the heartbeat of medical and laboratory innovation, supporting partners from hospitals to biotech giants. As a Global Top Player, we're proud to be among the elite in Preanalytics.

In the dynamic landscape of the direct market, Greiner Bio-One adeptly tailors its offerings to meet the specific needs of clients. Simultaneously, as an Original Equipment Manufacturer (OEM), we partner in design and production, tailoring our services to meet the unique needs of the life sciences and medical sectors. Discover the Greiner Bio-One difference – where innovation meets precision and direct market expertise.

Our expertise is divided into three dynamic divisions:

- Preanalytics: Revolutionizing specimen collection for human health.
- BioScience: Advancing cell culture technology, high-throughput screening, and cryopreservation.
- Mediscan: Setting the standard in sterilization.

For information please contact office@at.gbo.com



QuidelOrtho Corporation

QuidelOrtho Corporation (Nasdaq: QDEL) is a world leader in in vitro diagnostics, developing and manufacturing intelligent solutions that transform data into understanding and action for more people in more places every day. Offering industry-leading expertise in immunoassay and molecular testing, clinical chemistry and transfusion medicine, bringing fast, accurate and reliable diagnostics when and where they are needed – from home to hospital, lab to clinic. So that patients, clinicians and health officials can spot trends sooner, respond quicker and chart the course ahead with accuracy and confidence.

Building upon its many years of groundbreaking innovation, QuidelOrtho continues to partner with customers across the healthcare continuum and around the globe to forge a new diagnostic frontier. One where insights and solutions know no bounds, expertise seamlessly connects and a more informed path is illuminated for each of us. QuidelOrtho is advancing diagnostics to power a healthier future for all.

Felindre Meadows, Pencoed
Bridgend, CF35 5PZ
Sandra.ferreira@quidelortho.com
www.quidelortho.com

Company Profiles

Bronze SPONSORS



Sarstedt

SARSTEDT – To make your workflow excellent.

As a globally operating family-owned company, we have been a leading partner in medicine and science for over six decades. With more than 3,000 employees, we develop solutions that drive progress in preanalytics and life sciences, enhancing patient care and setting new standards in scientific research.

Our solutions cover the entire process: from sample collection to liquid handling, sample transport, and laboratory automation. This enables fast and accurate decision-making and helps laboratories and healthcare facilities optimize their testing capacities while significantly reducing error rates.

SARSTEDT stands for uncompromising quality and absolute reliability. Through continuous quality control, we build trust. From the initial step of analysis to follow-up care. Our solutions are based on the latest scientific knowledge and technologies, helping to optimize workflows, increase efficiency, and improve diagnostics.



Stago

With a staff close to 2,500 and the most advanced technologies, Stago formulates, manufactures and markets worldwide, the broadest range of reagents and analytical instruments in hemostasis. Stago devotes its research and innovative skills to the development of increasingly effective medical diagnostic products and instrumentation.

Because we are committed to a better understanding of hemostasis and thrombosis, Stago's creativity, supported by a team of specialized researchers, results in a range of reagents and instruments which just keeps getting better. This involves constant leading-edge research as well as the improvement of existing kits.

Thanks to a wide international network of distributors and affiliates, Stago is represented in more than 110 countries. Without exception, each distributor is chosen according to strict criteria regarding the performance of its team, its capabilities in after-sales services, and its commitment to knowing and promoting the Stago line.

3 allée Thérèse - CS 10009
92600 Asnières sur Seine Cedex - France
+33 (0)1 46 88 20 20
+33 (0)1 47 91 08 91
webmaster@stago.com
www.stago.com



Wantai BioPharm

Beijing Wantai Biological Pharmacy Enterprise Co., Ltd. (Wantai BioPharm), founded in 1991 and headquartered in Beijing with five production bases in Beijing/Xiamen, specializes in innovative IVD reagents and vaccines. Leveraging 30+ years of expertise, its portfolio spans ELISA, CLIA, PCR, Rapid TEST, Biochemistry, and Vaccine R&D, with products distributed across 60+ countries including the US, UK, and Germany. The company operates advanced technical platforms covering genetic engineering, antibody development, and viral cultivation, supported by a top-tier scientific team. With 300+ developed products and continuous breakthroughs in precision diagnostics and preventive vaccines, Wantai BioPharm remains committed to its mission of "Developing Scientifically, Focusing on Health," delivering trusted solutions that bridge life science innovation with global healthcare needs.



Visit Booth 70

External quality Control for Assays and Tests With a focus on Thrombosis and Haemostasis

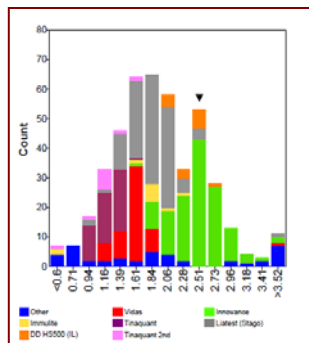
www.ecat.nl
info@ecat.nl

The ECAT External Quality Assessment programme includes 45 different modules with 85 parameters. This includes:

- | | |
|---|---|
| ▶ Screening Test
(APTT, PT/INR, Fbg, TT and Reptilase Time) | ▶ Haemophilia
(FVIII, FIX) |
| ▶ APTT/PT Mixing Test | ▶ Factors VIII and IX replacement products |
| ▶ Activated Clotting Time | ▶ Emicizumab |
| ▶ D-Dimer | ▶ Factor VIII / Factor IX Inhibitor |
| ▶ Fibrin(ogen) Degradation Products | ▶ Heparin-Induced Thrombocytopenia (HIT) |
| ▶ Thrombophilia testing
(ATIII, Prot.C, Prot.S and APCr) | ▶ Thrombin Generation |
| ▶ Lupus Anticoagulant and Anti-Phospholipid Antibodies | ▶ Fibrinolytic parameters
(Plg, PI, PAI-1 and t-PA) |
| ▶ Coagulation Factors
(FVIII, FIX, FXI and FXII / FII, FV, FVII and FX) | ▶ Heparin Monitoring [UFH / LMWH] |
| ▶ Factor XIII
(activity, antigen) | ▶ DOAC's
(Orgaran, Fondaparinux, Rivaroxaban, Apixaban, Edoxaban, Argatroban, Dabigatran) |
| ▶ Von Willebrand Factor parameters | ▶ ROTEM / TEG / CLOT-Pro |
| ▶ ADAMTS13
(activity, antigen, inhibitor) | ▶ PFA 100/200 |
| | ▶ Light Transmission Aggregometry |

Highlights

- ✓ Comparison of your laboratory results with other laboratories
- ✓ Accuracy assessment by Z-score
- ✓ International programme (Currently more than 1900 participants worldwide)
- ✓ Modular programme
- ✓ One / Two / Four / Eight surveys per year (depending on the module)
- ✓ The ECAT programme is accredited according to ISO/IEC 17043.



Clear histograms with the position of a participant clearly indicated.

Descriptive statistics with:

- Number of participants
- Mean value
- Coefficient of Variation
- Range
- Z-score
- Peer group analysis

Quality of Coagulation
Testing for the Benefit
of the Patient

Exhibitors

3D Biomedicine Science & Technology

Founded in Shanghai in 2010

Covers 3 innovative business segments

-Early diagnosis of diseases

-Companion diagnosis of tumors

-Molecular diagnosis of infections

Provides products or solutions in more than 70 countries and regions around the world

Has applied for and own more than 400 patents

Has passed the registration of more than 100 items by the FDA, CE, and other international organizations

Owens a CAP/CLIA certified and CNAS 1s015189 accredited lab, with a service target reaching more than 800 hospitals in China

Our website is <http://en.3dmedcare.com/>

A.Menarini Diagnostics

A.Menarini Diagnostics, the Human Touch of Technology: more than 45 years dedicated to helping healthcare professionals make safe and sustainable diagnosis, improving the quality of life for people all over the world.

With extensive investments in research, strategic alliances and presence in the healthcare community, Menarini's efforts are in two main areas:

- Professional Diagnostics, beyond its core business in the fields of autoimmunity, glycated haemoglobin and urinalysis, Menarini is investing further to develop key solutions for Molecular Diagnostic and laboratory decentralisation such as Point of Care devices and pre-analytical solutions.
- Diabetes Care, with the most comprehensive portfolio of glucose monitoring solutions including continuous glucose monitoring, insulin patch-pump.

Aidian

Aidian – Your aid in diagnostics. We are a leading Finnish-based in vitro diagnostics (IVD) company with over 50 years of experience. Specialising in point-of-care testing, we want to provide tools empowering healthcare professionals to make evidence-based diagnoses and treatment decisions. Our aim is to aid health globally by promoting efficient healthcare through accurate and fast diagnostics. We develop, manufacture, and distribute reliable and fast CE marked diagnostic tests, particularly for primary care. Patient safety and high-quality products are at the core of our business. In addition to our headquarters in Finland, our global footprint extends to over 60 countries.

Our QMS is certified against IVDR and against ISO 13485:2016 Quality Management System standard and complies with FDA quality system requirements.

Learn more about us from aidian.eu.

Company Profiles

ALCOR® Scientific

ALCOR® Scientific designs and manufactures innovative diagnostic instrumentation. We provide products and solutions that modernize traditional processes and procedures, improving their effectiveness, workflow, and cost efficiency. We take pride in addressing the resource challenges that are currently impacting laboratory medicine.

We have completely reimagined a common lab test. Sed rates are one of the oldest and most common lab tests in the world, yet traditional gravity-based sedimentation tests still have operational limitations. At ALCOR® Scientific, we think ESR testing should be one of the easiest and most efficient tests in the lab. Our iSED® technology provides accurate ESR results within 20 seconds without the inconveniences associated with other ESR systems.

Contact Details:

Phone: +1 401.737.3774

info@alcorscientific.com

20 Thurber Boulevard

Smithfield, Rhode Island 02917

USA

AliveDx

At AliveDx, our mission is to empower diagnostic insights, transform patient care, and innovate for life. With over 30 years in in-vitro diagnostics, we are dedicated to shaping the future of global diagnostics in autoimmune, allergy, and beyond.

Our innovative solutions empower laboratories and clinicians to accelerate diagnosis, improving patients' lives while fostering a positive and sustainable work environment for healthcare providers.

Our portfolio includes the Alba, MosaiQ and LumiQ brands. These solutions aim to generate both economic and clinical value by simplifying laboratory workflows and providing fast, accurate results that enhance clinical decision-making.

At AliveDx, we innovate for life.

Anbio

Anbio Biotechnology (Anbio) is a leading global medical device company with a focus on in vitro diagnostics. Our goal is to revolutionize the diagnostics market by personalizing and decentralizing current diagnostic solutions, enabling rapid diagnosis and improving patient prognosis. We achieve this by offering cutting-edge laboratory, wellness, at-home, and point-of-care (POCT) in vitro diagnostic (IVD) solutions that are rapid, accessible, and affordable on a global scale. Since its establishment, Anbio has been committed to delivering the most advanced diagnostic solutions while ensuring cost-effectiveness for our customers. Our extensive capabilities in research and development, manufacturing, and global product distribution logistics allowing us to continuously focus on cost reduction while offering a wide range of mature laboratory diagnostics and point-of-care technology (POCT) products. Our product range spans across cancer, cardiovascular conditions, pharmacogenomics, hormones, infectious diseases, inflammation, and drugs of abuse tests.

ARK Diagnostics

ARK Diagnostics, Inc. is a leader in innovative in vitro diagnostic immunoassays, specializing in Therapeutic Drug Monitoring (TDM) and Urine Drug Testing (UDT). Our cutting-edge solutions empower clinicians to optimize drug therapy, enhance patient safety, and reduce healthcare costs.

Why ARK?

- Precision & Personalization – Our TDM assays support personalized medicine by ensuring safe and effective dosing.

- Advanced Drug Testing – We offer unique UDT assays for Fentanyl II, Pregabalin II, Gabapentin, and Methylphenidate Metabolite, among others.

- Trusted Quality – Our ISO 13485:2016 & IVDR-certified quality management system ensures the highest compliance and performance standards.

- Seamless Integration – Our homogeneous enzyme immunoassay technology is adaptable to leading clinical chemistry analyzers. With nearly two decades of scientific expertise, ARK Diagnostics continues to drive innovation in drug monitoring, delivering high-quality assays for the latest generations of medications. Headquartered in Fremont, California. Founded in 2003.

www.ark-tdm.com

sales@ark-tdm.com

Arkray

ARKRAY is a leading Japanese company in the development and manufacture of high-quality clinical diagnostics products, primarily for urinalysis and diabetes diagnosis and monitoring. Founded in 1960, ARKRAY continuously improves its technology to make medical testing faster, easier, and more reliable. The company exports its cutting-edge products worldwide, supporting hospitals, clinics, and research institutes in more than 100 countries.

ARKRAY values quality, safety, and accuracy in all its products, ensuring patients receive the best possible care.

ARKRAY, Inc.

Address: Kyoto Miyuki Bldg. 10F, 689 Takanna-cho, Nakagyo-ku, Kyoto 604-8153, JAPAN

Tel: +81-50-5830-1000

URL: <https://www.arkray.co.jp/english/index.html>

ASP Lab

Single Touch Preamalytics

German based ASP Lab Automation offers automation solutions for preanalytical processes in medical labs and hospitals. The latest generation of ASPs bulksorter SortPro offers maximum speed and intelligence for reception, registration and sorting of specimen in the labs entrance area. This unit can be combined with tube buffers, transport systems and rack sorters to the most effective automation solution for your individual lab.

From a 24/7 standby solution for a few emergency samples up to thousands of tubes arriving in your lab within minutes, ASP offers the perfect setup for the lab entrance area. That includes registration, quality check, sorting and intralogistics. In combination with the pneumatic transport systems by Sumetzberger tubes can be distributed fully automated in your facility, no matter what size it is and how many targets to be served.

Join us on Booth 304 and see the game changer for your lab entrance.

Aurevia

Aurevia - Towards excellence in patient care. As Aurevians, we are the excellence makers: a team of experienced experts in healthcare and health-tech standards and quality. Together, we advance healthcare, pharmaceutical and medical technology development with a future-focused approach, aligned with client needs. Driven by our commitment to care, we contribute quality to the industry and pave the way for safer, more effective patient care worldwide.

Our external quality assessment (EQA) service program Labquality EQAS by Aurevia includes approximately 250 products, covering all specialities of laboratory medicine. Furthermore, the program includes a wide range of products intended for point-of-care test (POCT) sites. Currently, around 8,000 laboratories and POCT sites globally use our EQA programs.

Company address:

Kumpulantie 15, 00520 Helsinki, Finland

Contact:

Juha Wahlstedt

Sales Director

juha.wahlstedt@aurevia.com

+358 50 3275338

Autobio

Autobio Diagnostics Co., Ltd. was founded in 1998. It is a high-tech enterprise focusing on the R&D, manufacturing, integration, and service of IVD reagents and instruments. Its products cover immunoassay, microbiology, biochemistry, molecular, coagulation, etc. The company has also made arrangements in precision detection fields like sequencing and mass spectrometry, and can provide comprehensive product solutions and overall services for medical laboratories. The company was listed on the stock market on September 1st, 2016.

Autobio products have entered more than 10,000 medical institutions and are exported overseas. Its IVD industrial park is a provincial key project, covering 167,333 m2 of construction land with a building area of over 720,000 m2. It will become one of the largest IVD industrial parks in China.

Contact: Suey Liu liusiyu@autobio.com.cn

t: +86 371 6200 7036

No.199, 15th Ave, National Eco&Tech Zone, Zhengzhou, China, 450016

Web: en.autobio.com.cn/

Beijing Challen Biotechnology

Beijing Challen Biotechnology Co.,Ltd., based in Daxing District's Bio-pharmaceutical Industrial Base, Beijing, specializes in R&D, manufacturing, and sales of biomedical technology products. Challenbio offers excellent one-step solutions, including instruments, OEM technical services, and reagents for flow cytometry. Our portfolio includes traditional analytical flow cytometers like LongCyte™ and FongCyte™, the full-spectrum analyzer CytoStellar™, automated sample preparation systems, reagents, and consumables. Serving fields like clinical diagnosis, biotherapy, biological research, etc., we cater to nearly 1,000 customers worldwide. With ISO9001 and ISO13485 certifications, we're committed to developing high-end flow cytometers and ancillary products.

TEL: +86 400-1011-131

ADDRESS: Room 405, Buiding A, Beijing Beauty Spot Incubator Enterprise, 25th of YongXing Road, Daxing District, Beijing city, 102629 China.

BioVendor Group

A group of companies (BioVendor LM, BioVendor R&D, TestLine, ViennaLab, DiaSource, BioVendor MDx), focusing on the development, production and distribution of immunodiagnostic and molecular diagnostic products and technologies for laboratory automation.

We present key projects: IVD solutions in the form of CLIA platform, a new generation of a unique immunoblot test for effective multiplex diagnostics Microblot-Array or our comprehensive sequencing solution using the NGS.

Email: info@biovendor.group

www.biovendor.group

DiaSource

We are one of the world's leading manufacturers of immunodiagnostic products with focus on RIA and ELISA technology, including reagents for automated analyzers. We focus on endocrinology, autoimmune and infectious diseases.

Email: info@diasource.be

www.diasource-diagnostics.com

TestLine

We are a traditional Czech manufacturer and distributor of IVD products focusing on infectious diseases and immunology. The basis of our portfolio is products for ELISA and BLOT methods. Our innovations include the popular SmartELISA kits and our own multiplex solution Microblot-Array.

Email: sales@testlinecd.com

www.testlinecd.com

Brooks Automation Booth #99

Brooks Automation is a leading provider of laboratory automation solutions worldwide. Brooks' innovative products and technologies create an automated advantage, helping laboratories achieve higher efficiency, better quality, and greater operational flexibility.

We are bringing you the future of your laboratory, today, with an entirely new concept — Hybrid Lab Automation. It starts with our PathFinder™ systems and builds from there: horizontally, vertically and exponentially delivering efficiencies like never before. Let Brooks introduce you to the flexible, scalable, compact lab automation solution that lets you start building the end-to-end future of your sample management hardware and software, today.

Categories:

Robotics and automation

Sample management

Hybrid Laboratory Automation

Diagnostic Laboratories

OEM

15 Lisgar Street

Virginia, QLD 4014

Australia

www.brooks.com/laboratory-automation/clinical-diagnostics

www.linkedin.com/company/brooks-las

Bruker

At Bruker Applied Mass Spectrometry we specialise in providing unique solutions to our customers in industrial, government and academic settings within the food, environmental, forensics and clinical research, and industrial markets. Our state-of-the-art products and solutions address the rapidly evolving needs in analytical areas such as characterisation, safety, authenticity, adulteration, QC of starting and finished goods.

Bruker

Fahrenheitstr. 4

28359 Bremen, Germany

www.bruker.com

Bühlmann

Fecal calprotectin and p-elastase turbidimetric tests combined with the patent protected CALEX® stool preparation device, are the spearhead of BÜHLMANN innovation and quality confirmed by over 100 peer-reviewed studies.

The CALEX® stool device ensures precise quantitative fecal analysis. Simplicity and above unique analyte stability over time at RT allows to shift stool collection to patients' sites. Lab staff avoid preanalytics and directly integrate samples into the laboratory's tracking systems. Optimized work-flow, total automation and reduced labour makes BÜHLMANN the global Calprotectin partner of choice. Additionally, BÜHLMANN Quantum Blue® quantitative rapid tests designed for smaller volume labs offer quick results for fecal markers and TDM.

Serum/circulating calprotectin, is a sensitive, early biomarker detecting inflammation in blood, a diagnostic tool in inflammatory diseases like Rheumatoid Arthritis and JIA/sJIA. This highly promising application is covered by the BÜHLMANN sCAL® turbo assay with high degree of automation and testing speed.

BÜHLMANN Laboratories AG

www.buhlmannlabs.ch

BYG4lab

BYG4lab is globally recognized for its Data Management software solutions dedicated to laboratories. Founded in 1982, the company has experienced steady growth since 2012 with Cyril Verhille as the new CEO. In 2024, BYG4lab expanded internationally with a U.S. subsidiary and the acquisition of Finbiosoft, the editor of Validation Manager. Through its Yline suite, BYG4lab covers all laboratory disciplines, both within and beyond the lab, with solutions for infection control and epidemiology. Certified ISO 13485, the company is committed to delivering efficient solutions, improving laboratory performance, while fostering a collaborative and innovative work environment.

Contact us:

BYG4lab - 13 rue d'Ariane 31240 L'Union, France

www.byg4lab.com - contact@byg4lab.com - +33 5 34 25 07 10

Chemclin Diagnostics

Chemclin Diagnostics stands at the forefront of innovation in the chemiluminescence field.

Our proprietary LiCA® technology offers a revolutionary homogeneous chemiluminescence platform, distinguished by its innovative wash-free technique and tertiary signal amplification system, which enhance sensitivity significantly, enabling detection down to the femtogram level.

Motivated by our mission, "Serving Human Health Through Innovation," the LiCA® series has been widely embraced for its outstanding performance, high throughput, and minimal maintenance.

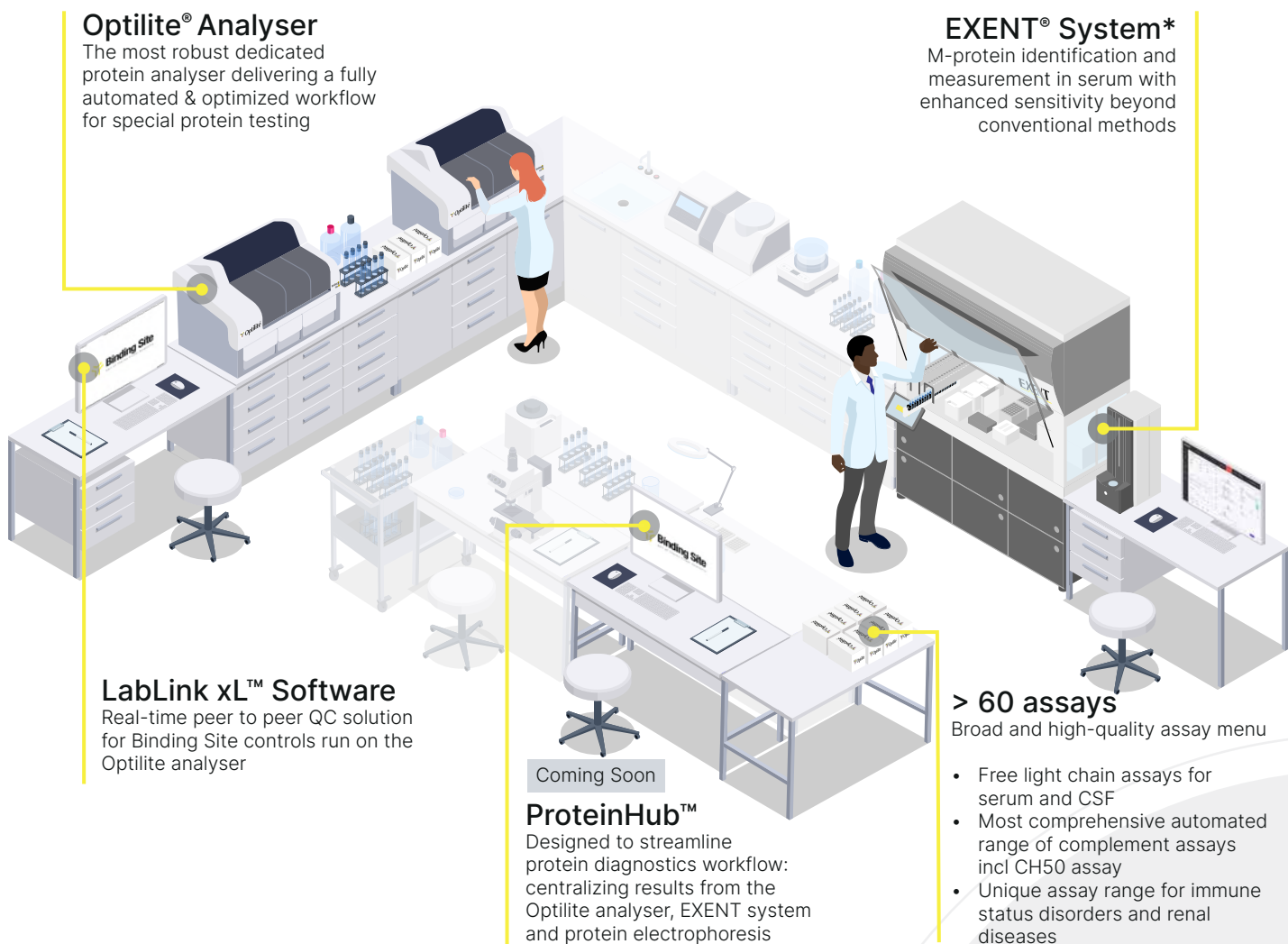
LiCA® plasma biomarkers, including p-tau217, have demonstrated exceptional sensitivity and accuracy in predicting Aβ PET positivity for Alzheimer's disease, as validated by large-scale cohort studies.

Join us at Booth 190, and explore how LiCA® can transform your laboratory's efficiency and diagnostic accuracy.

We invite you to attend our workshop on May 20th at 4 PM in Auditorium 500, where you will gain insights into the latest Breakthroughs in Alzheimer's Disease Diagnosis utilizing LiCA® Plasma Biomarkers.

Contact us at BD@chemclin.com.

Discover Binding Site's solution for special protein testing



The EXENT System: An Innovative Mass Spectrometry Solution for Monoclonal Gammopathy Assessment

Monday 19 May | 4pm – 5pm | Educational Workshop, Room B

Speakers:
Louis Nevejan, Resident Pharmacist–Clinical Biologist Laboratory Medicine Department, AZ Sint Jan Brugge, Belgium
Dr. Noemí Puig, MD, PhD Consultant Physician at the Hematology Department, Hospital Universitario de Salamanca, Spain



Register to find out more information about workshop, abstracts, demo's and more

*The EXENT® System combines EXENT® Analyser with the Immunoglobulin Isotypes (GAM) for the EXENT® Analyser.

Optilite, EXENT, EXENT-IP, EXENT-IX and EXENT- IQ are registered trademarks of The Binding Site Group Ltd (Birmingham, UK) in certain countries
ProteinHub is a trademark of The Binding Site Group Ltd (Birmingham, UK). © 2024 Thermo Fisher Scientific Inc. All rights reserved. All trademarks are the property of Thermo Fisher Scientific or its subsidiaries.

Product availability is subject to country specific regulatory requirements. Contact your local representative for availability in your country. Not for use in USA or China.
ProteinHub is not commercially available, future commercial availability cannot be guaranteed.

Chromsystems

We are experts in the development and manufacture of high-quality diagnostic products based on high performance liquid chromatography (HPLC) and tandem mass spectrometry (LC-MS/MS). Our reliable assays, calibrators, controls, and instruments, combined with our comprehensive service, help our customers to achieve first-class results.

Product range

To meet the individual needs of our customers, we offer a wide range of diagnostic assays. These are compatible with devices from various manufacturers and cover both manual and automated workflows. In addition, we offer individual components, calibrators, and controls.

Customer service

With more than 30 years of experience, we know the specific requirements of clinical laboratories inside out. That is why our global support team, consisting of experts in clinical diagnostics, provides you with customized support at every stage, from installation to training and maintenance.

Contact details

Chromsystems GmbH
Am Haag 12
82166 Gräfelfing/Munich
Germany
Phone: +49 89 18930-0
Fax: +49 89 18930-99
E-mail: mailbox@chromsystems.com

Clinichrom

Clinichrom is a manufacturer of advanced Analyzers and Kits for Carbohydrate Intolerances, Small Intestinal Bacterial Overgrowth (SIBO), and Helicobacter pylori, delivering state-of-the-art, high-throughput fully automated instruments. Clinichrom offers quick and precise detection of H₂, CH₄, CO₂, and specifically H₂S for SIBO, as well as C12/C13 for Helicobacter pylori, through ultrafast accurate chromatographic technology in under one minute and RSDs < 3%, with detection limits at ppm level (with uTCD) and below 50 ppb (with MSD).

For more information, visit:

Website: www.clinichrom.com
Email: info@clinichrom.com
Phone: +34 900 859 085

College of American Pathologists

As the world's largest organization of board-certified pathologists and leading provider of laboratory accreditation and proficiency testing/external quality assessment (PT/EQA) programs, the College of American Pathologists (CAP) serves patients, pathologists, and the public by fostering and advocating excellence in the practice of pathology and laboratory medicine worldwide. We want to help in your successful outcomes yesterday, today, and tomorrow. We accomplish this by partnering for success, providing quality solutions, and helping laboratories prepare for the future. The CAP accredits 750+ international laboratories in 60+ countries. 20,000+ laboratories from 115+ countries participate in the CAP's PT/EQA program, which offers a comprehensive range and constantly evolves to improve accuracy in the laboratory. From routine to esoteric, our programs help laboratories deliver performance they can measure and accuracy they can trust. Additional offerings include quality improvement programs, education, competency assessment, and Cancer Protocols. For more information, visit us at booth 265 or cap.org/international.

Controllab

Controllab is the largest Brazilian laboratory quality control company. Since 1977, our mission has been promoting quality and safeguarding life. Our 48-year history is based on offering complete and integrated solutions for quality and accuracy in laboratory results.

With over 3,500 tests, Controllab supports laboratory accreditation and regulatory processes. We provide comprehensive solutions in clinical, blood bank, veterinary, microbiology, and physical-chemical testing for medicines, food, sanitizers, water, effluents, fuels, and more, serving hospitals and industries.

Focused on user experience, we help clients deliver accurate, reliable services that stand out in national and international markets. We hold expertise in quality control solutions, backed by support from scientific societies and recognition from standards such as ISO 9001, 17025, 17034, and 17043.

Controllab is located at Ana Neri Street, 416, Benfica, Rio de Janeiro - RJ, 20911-442, Brazil, available by phone at +55 21 3891-9900 / +55 21 3613-5200 or online at <https://controllab.com/en/>.

Cypress Diagnostics

Clinical laboratory specialist for 30 years with 75 million tests sold per year. Our solutions screen and monitor the most common conditions quickly and clearly.

We are experts, working for healthcare professionals.

With each test, we make the world a better place.

Notice the difference

Contact details and address:

Cypress Diagnostics

Mr Thomas Missine Managing Director

Tel: ++ 32 (0) 15 67 67 68

cypress@diagnostics.be - <https://diagnostics.be/>

Cytiva

Diagnostic assays are in demand. Set yourself up for success by choosing a supplier that offers quality products, tailored services, and comprehensive workflow support. Using a single supplier for key components, from membranes to magnetic beads—can simplify the development process and accelerate the commercialization of your diagnostic assays and kits.

Cytiva can help you speed up and scale up without staffing up!

With a heritage that spans centuries, Cytiva brings technical expertise, a broad portfolio, and exceptional service to help biotechs at every stage— from discovery to delivery.

Visit Cytiva at booth 303 or visit cytiva.com/diagnostics to learn more.

Cytiva global life sciences solutions operations uk ltd Amersham place, little chalfont, buckinghamshire, united kingdom, hp7 9na
liza.edington@cytiva.com

D&D Royal

At D&D Royal International Trade B.V., we are more than just a supplier - we are your trusted global medical solutions partner. Specialising in the trade and distribution of reagents and assays, quality controls, clinical chemistry instruments, equipment, technology, and consumables.

Our team works with global brands and international suppliers to deliver an extensive product range to healthcare professionals around the world at competitive prices.

D&D Royal International Trade B.V. was established in the Netherlands in 2023 as an independent branch of the Gazi Group (Türkiye). Our team has 30 years of experience in international business and a strong network within the medical industry. We can be found at ddroyal.nl, or Frankweg 43F, Nieuw-Vennep, 2153PD the Netherlands.

Data Innovations

When your middleware is truly vendor-neutral, your options are limitless
As the leader in lab middleware for 35 years, Data Innovations provides vendor-neutral solutions for clinical laboratories to optimize performance across all disciplines. Serving more than 6,000 hospitals and laboratories in 80+ countries, our flexible solutions enable labs to work smarter and focus on what matters most: your patients. Discover what’s possible with Limitless Lab Enablement
Our limitless lab solutions provide the technology, expertise and world-class support for labs to achieve more while putting patient care first. We offer end-to-end solutions to optimize lab productivity, reliability, quality, reporting, and analytics. It all adds up to enabling your lab to do more while contributing to the best possible patient care. Stop by our booth to learn more about our limitless lab enablement!
Contact details:
Amina Bouhdi
Junior Marketing Manager & Privacy Advocate
abouhdi@datainnovations.com
+32 2 770 62 22

Deaou Gene Technology

Deaou Gene Technology Co., Ltd. is a cutting-edge innovator in molecular diagnostics, dedicated to revolutionizing IVD (in vitro diagnostic) solutions with fully automated testing platforms. With a proprietary technology platform and multiple international patents, Deaou Gene is making its mark in key global markets, including Europe, South America, and Asia. Our comprehensive product portfolio—spanning advanced instruments, high-performance reagent kits, and smart testing consumables—empowers laboratories with unparalleled efficiency and precision. At the forefront of scientific innovation, Deaou Gene excels in multi-color melting curve analysis and fluorescence detection, driving the future of rapid and accurate molecular diagnostics.
Tel:00-86-020-28200529
Email: sales@deaou.cn
Web: www.deaougene.com
Address: 603-G12, 405-G7, No.31, Kefeng Road, Huangpu District, 510663 Guangzhou, Guangdong, P.R. China

Dedalus

Dedalus is a leading healthcare and diagnostic software solutions provider globally, with over 30 years of experience in implementing successful laboratory solutions in over 5700 laboratories worldwide. Our comprehensive portfolio for the clinical laboratory offers the full range of Clinical Pathology, Anatomic Pathology, Digital Pathology and Genetic solutions alongside result reporting, quality assurance and Middleware software and supports laboratory and clinical professionals across the full diagnostic result generation chain, from patient admission or diagnostic request, sample verification, sample distribution to result reporting.
Our goal is enabling precision medicine and optimal, interdisciplinary stakeholders’ decisions across the continuum of care, leveraging cloud, digital technologies and AI to improve health outcomes. We advocate a fully integrated and patient-centered diagnostic system, enabling HCPs to leverage complex, ever-growing diagnostic testing data, to enhance care decisions at every stage of people’s life. Leading us to be the partner of choice.

Diabots

Innovative Robotic Solutions for Modern Laboratories.
Diabots specializes in customizing lab automation to seamlessly integrate with your laboratory infrastructure, optimizing your processes for maximum efficiency. Our conceptual planning focuses on developing versatile robotic workstations for hospitals and laboratories, ensuring a wide range of applications. Our primary goal is to exceed your expectations with customer-centric, state-of-the-art solutions.
We believe that innovation and progress in the medical field should go hand in hand. The introduction of autonomous robots in medical laboratories enhances precision and reproducibility in diagnostic workflows. These robots can autonomously perform various tasks - from sample collection and preparation to analysis and archiving - without human intervention, ensuring accuracy and efficiency in every step.
Diabots GmbH
Weststraße 27
09221 Neukirchen/Erzgebirge
Phone: +49 5031 96 97 066
E-Mail: info@diabots.de

Diagam

Diagam, Your Expert in Specific Proteins.
Diagam is a European company with over 30 years of experience in developing and manufacturing high-quality Immunoturbidimetric Assays for Specific Proteins. Headquartered in Belgium, with representation offices in France, Portugal/Spain, and Brazil, Diagam serves key markets across ASEAN, EMEA, LATAM, and North America. Our mission is to enhance laboratory performance, improve diagnostic accuracy, and streamline workflows for healthcare professionals worldwide.
Known for their precision, stability and ease of use, Diagam’s reagents come in ready-to-use, instrument-specific packaging, compatible with the major open chemistry systems. This compatibility optimizes laboratory workflows by saving time and eliminating reagent transfer. Additionally, Diagam offers OEM solutions, allowing distributors to access a tailored, high-quality menu of Specific Protein assays. This flexibility supports distributors in meeting their market needs with effective diagnostic solutions.
Contact us at mail@diagam.com for more information.

DiaSys Diagnostic Systems

Diasys Diagnostic Systems GmbH is a German company specializing in the development and production of high-quality diagnostic reagents and systems for clinical laboratories. For over 30 years, DiaSys has been trusted by customers in more than 140 countries. Our portfolio includes over 90 clinical chemistry and immunoturbidimetric reagents for routine and specialized diagnostics, as well as corresponding calibrators and standards. The product range includes also fully automated clinical chemistry analyzers, semi-automated devices, and water purification systems. We are committed to delivering innovative, reliable, and environmentally friendly solutions to improve laboratory diagnostics worldwide. Through continuous research and development, we ensure high-quality products that meet international standards, supporting healthcare professionals in achieving precise and reliable patient diagnostics around the globe.

Diesse

DIESSE Diagnostica Senese S.p.A. is an Italian company with an integrated and entirely inhouse production of in vitro diagnostic systems. Its headquarters are in Siena.
Since its foundation in 1980, the company has developed, produced and marketed innovative diagnostic systems mainly in the area of immunochemistry and automatic measurement of ESR.
The company features a worldwide presence in over 100 countries. In its headquarters, including research center and manufacturing plant, the design and implementation of tests and new diagnostic instruments meets Italian design and cutting-edge technology, identifying DIESSE as the “Diagnostics for the Immune System.

Dirui Industrial

Dirui Industrial Co., Ltd. (Stock code: 300396), founded in 1992 in Changchun, China, is one of the leading in vitro diagnostics (IVD) companies in China.
Company Overview
• Operations: Hubs in Beijing, Wuhan, Chengdu; R&D centers in Changchun & Shenzhen.
• Diagnostic Solutions: Unique dual focus on instruments & reagents, covering 8 major IVD fields (urinalysis, clinical chemistry, chemiluminescence immunoassay, gynecological secretion, hematology, coagulation, molecular diagnostics and integrated laboratory).
• Global Reach: Trusted by 14,000+ medical institutions in China and users in 120+ countries.
Contact Information
Tel: +86-135-0431-6659
Email: fanjw@dirui.com
Website: www.dirui.com.cn/en
HQ Address: [3333# Yiju Street, New & High Tech. Development Zone, Changchun, Jilin, China]

Disera

Disera was established in 1996 in Izmir, Turkey, initially focusing on the production of laboratory consumables. Today, Disera is a leading international company specializing in the production and development of blood collection tubes, blood collection accessories, urine collection systems and PRP products. Additionally, Disera is active in the laboratory diagnostics sector.
Patient comfort and the safety of healthcare workers are our top priorities. Our products and services aim to enhance the overall standard of living and health of communities worldwide. Since our foundation, quality has remained a top priority, and all our production sites adhere to the same high standards. All products carry the CE mark, and our production process complies with ISO 13485:2016, ISO 14001:2015, and Good Manufacturing Practice (GMP).
We are dedicated to continuous innovation and research. Our corporate social responsibility initiatives contribute positively to communities, enhancing our role as a responsible organization.

D-tek

Join us in celebrating three decades of innovation and excellence with D-tek, a leading Belgian biotechnology company specializing in the diagnosis of human autoimmune diseases. For 30 years, D-tek has been at the forefront of developing and manufacturing cutting-edge diagnostic kits and machines for both private and public laboratories. Our extensive range of products, including immunodot, and microarray kits, as well as our state-of-the-art BlueDiver Instrument I and II, are designed to meet the highest standards of accuracy. At D-tek, we are committed to advancing healthcare through continuous research and development.
Visit our booth to discover how our innovative diagnostic tools can enhance your laboratory’s capabilities and improve patient outcomes. Engage with our experts, explore our latest products, and be part of a legacy of excellence in medical diagnostics.
D-tek s.a. - 19, Rue René Descartes BE-7000 Mons - info@d-tek.be - +32 65 84 18 88

Ecat

The ECAT Foundation is a non-profit organisation providing an international External Quality Assessment Programme (EQAP) for laboratories working in the field of haemostasis and thrombosis. The aim of the ECAT Foundation is to contribute to improvement of clinical laboratory testing in this field which benefits the diagnosis and treatment of patients.
The ECAT External Quality Assessment programme includes 45 different modules with 85 parameters. Currently almost 2000 participants from over 50 different countries participate in the ECAT EQA programme.
P.O. Box 107
2250 AC Voorschoten
The Netherlands
Phone + 31 71 3030 910
Fax +31 71 3030 919
info@ecat.nl
www.ecat.nl

EDAN Instruments

About EDAN Instruments, Inc.
Edan is a healthcare company dedicated to improving the human condition around the world by delivering value-driven, innovative and high-quality medical products and services. For over 20 years, Edan has been pioneering a comprehensive line of medical solutions that address a broad range of healthcare practices including Diagnostic ECG, OB/GYN, Ultrasound Imaging, In-Vitro Diagnostics, Patient Monitoring, Point-of-Care Testing, and Veterinary. Healthcare professionals around the world depend on Edan’s breakthrough medical technologies and outstanding customer support.

Euroimmun

EUROIMMUN (part of Revvity) is a leading global provider of medical laboratory products for autoimmune, infection, allergy and molecular diagnostics. The company’s portfolio encompasses a broad range of detection technologies, including IFA, ChLIA, ELISA, immunoblot, and PCR-based assays, as well as flexible automation solutions. Latest innovations for IFA include the all-in-one instrument UNIQO 160 and the ultrafast EUROPattern Microscope Live. Both devices incorporate the AI-enhanced evaluation software EUROPattern Classifier. Immunodiagnostic Systems (part of Revvity) develops and distributes high-quality random-access automation solutions, ChLIAs and ELISAs. Their newest offering, the IDS i20, provides fast, walkaway ChLIA automation for specialty testing in the areas of therapeutic drug monitoring, allergy, endocrinology, autoimmune diseases, Alzheimer’s disease and infectious diseases. Biognost distributes EUROIMMUN tests and instruments in Belgium and the Netherlands and provides customers in these countries with in-depth product training and reliable technical support.

Eurospital

Founded in Trieste, Italy, in 1948, Eurospital is a globally active Italian family company specializing in gastroenterology. We provide complete solutions for the quantitative determination of fecal calprotectin, pancreatic elastase, and occult blood using lateral flow, ELISA, and turbidimetric assays to meet any workload.
Eurospital offers a 360° approach to coeliac disease diagnosis, from rapid screening tests to serology for tTG and gliadin antibodies, followed by the anti-endomysium immunofluorescence test.
Our portfolio also includes RT-PCR genetic tests for predisposition to coeliac disease, diabetes, lactose intolerance, and thrombophilic mutations.

Exias

Founded in 2014, EXIAS Medical specializes in the development, production, and distribution of high-quality IVD analyzers. With approximately 75 employees, EXIAS combines innovative technologies with the highest quality standards to meet the needs of medical professionals worldwide. Development and production take place at the company headquarters in Graz, Austria.

The EXIAS el1 Electrolyte Analyzer sets new standards in point-of-care and laboratory diagnostics with its high precision and maintenance-free design. The EXIAS ml1 Electrolyte Module offers a high-performance direct ISE solution for seamless integration into clinical chemistry systems.

Contact Details:
EXIAS Medical GmbH
Kratkystrasse 2
8020 Graz
Austria
+43316922953
office@exias-medical.com
https://www.exias-medical.com

FL Medical

We have been designing and manufacturing disposable items for medical technology analysis laboratories since 1979. We constantly invest in research and technological solutions that effectively support the health profession. That’s how we have become a leading company in the field. Research, evolution, excellence, quality. The elements behind FL Medical. Its history, that goes back more than 40 years, stems precisely from these factors, with a constant growth that has taken the company from a laboratory to a business with an international reach.

FUJIFILM Healthcare

About FUJIFILM Healthcare in Europe
With the merge in 2023 of the European headquarters of FUJIFILM’s Medical Systems Business Unit and FUJIFILM Healthcare, Fujifilm now is a complete healthcare solutions company. We aim to drive change and shape the future of the modern medicine through the care pathway of prevention, diagnosis and treatment. Alongside the formation of the new strategic regional headquarters, various local Fujifilm subsidiaries followed the way of forming dedicated Healthcare entities with the aim of bringing together knowledge, passion and inspiration to create increased value for customers. More than 1500 employees strive to support Healthcare Professionals in improving patients’ quality of life by developing the most comprehensive and innovative med-tech solutions portfolio derived from Fujifilm’s core competence in medical imaging.

Fujirebio

Since its foundation in 1950 Fujirebio has a strong tradition of innovating, developing, manufacturing and marketing high-quality in vitro diagnostics solutions worldwide. We provide gold standard assays in the fields of neurodegeneration, infectious disease, and oncology, committed to offer both novel and routine biomarkers for a variety of diseases. With more than thirty years of experience in the field of neurological diseases, our global Fujirebio Neuro Center of Excellence is a hub for a worldwide team of researchers, a meeting place, a forum for experts from all over the world to exchange knowledge. It is a center for partnership and collaboration to develop the next generation of diagnostic solutions. Contact person: Jessie.theuns@fujirebio.com Tel +32(0)472126784

Future Diagnostics

Future Diagnostics is a leading laboratory service provider specializing in protein and metabolic biomarker assay development. Since 1997, we have partnered with both emerging and established IVD and pharmaceutical companies, contributing to over 150 RUO and IVD assay developments. As an ISO-13485 certified company with in-house manufacturing capabilities, we are recognized for our expertise in high-quality assay development—from proof-of-concept to regulatory-grade assays. Our experience spans immunoassays and related assay types, including enzymatic activity assays. We support various stages of development while also offering end-to-end solutions to bring your assay to market efficiently. In addition to assay development, we provide a range of complementary services, including analytical performance studies, reagent development, antibody-antigen interaction screening, lyophilization, and more. Our commitment to technical excellence and regulatory compliance ensures reliable and high-performance solutions tailored to your needs.

GBC

Over 40 Years’ Experience, our purpose has remained the same — to create better and more affordable in-vitro diagnostics that are accessible to everyone. Started out in the immunoassay (CLIA/ELISA) and molecular diagnostic segments and expanded to Point of Care, Circular Tumour Cell segments and CDMO business. Our in-vitro diagnostic test portfolio including respiratory infections, blood virology, women’s and sexual health, oncology and human genetics and emerging infectious diseases, and equipment are now the trusted solution for hospital professionals, lab technicians, blood banks, and consumers worldwide. We further added clinical services and drug development business as part of our healthcare solution for our customers. We want to make a difference!

GEMTIER

GEMTIER MEDICAL (SHANGHAI) INC.
(Booth: #181 of EuroMedLab 2025)
As the manufacturer with the history of more than 30 years in Shanghai of China with CE, MDSAP, ISO 13485 certificate and USA FDA 510K approval, Gemtier Medical has been focusing on disposable medical device since 1988, especially the patented design. Safety blood collection set (butterfly): both venipuncture needle and rubber sleeve are from Non-China suppliers. One-handed in-vein activation of safety mechanism and flashback window in front of wings. Safety blood collection needle (multi-sample): Thumb-up activation of safety mechanism and flashback window in front of palm. Auto-stop infusion set: Prevent air going into the tubing automatically (Auto-stop) once the drip chamber runs empty. Fill the tubing automatically (Auto-Prime) until connected. EVA container (EVA TPN Bag): We have the most competitive price in China with annual sales quantity of 4 million pcs per year. Email: sales@gemtier.com Telephone: +86-21-67360886

Gentian

Gentian Diagnostics is a Norwegian IVD company at the forefront of developing and manufacturing high-performance turbidimetric assays for relevant biomarkers. Our expanding portfolio of assays addresses key areas such as kidney disease, inflammation, infection, heart failure, and veterinary diagnostics. Our product range includes cystatin C, GCAL® plasma and serum calprotectin, canine CRP, faecal calprotectin and pancreatic assays. In our pipeline we have NT-proBNP in the verification phase and other assays under development. By combining Particle-Enhanced Turbidimetric Immunoassays (PETIA) with proprietary nanoparticle technology, Gentian develops open-channel assays that integrate seamlessly into most clinical chemistry platforms and instruments and existing workflows. From R&D and production to marketing and distribution, all operations are managed from our headquarters in Norway. Through global partnerships with clinical laboratories and instrument providers, Gentian delivers innovative diagnostic solutions that enhance laboratory efficiency and support improved patient care.

Hamilton

Hamilton is a leading global manufacturer, providing automated liquid handling workstations and laboratory automation technologies to the scientific community. With a focus on pioneering and customer-centric automation technologies, Hamilton products incorporate innovative liquid handling solutions into a portfolio of liquid handling platforms, assay-ready workstations, small devices, consumables, and OEM liquid handling solutions. Known for advancing life science, clinical diagnostics, forensics, and biotechnology industries, Hamilton products deliver reliability, performance, and flexibility to create tangible customer value. Hamilton Storage offers comprehensive ultra-low temperature automated sample management systems for biological and compound samples. Our sample storage solutions, benchtop devices, and consumables are designed for sample integrity, flexibility, and reliability for life science applications. Ensure the quality of your storage samples during short- or long-term storage. Hamilton Bonaduz AG
Via Crusch 8
CH-7402 Bonaduz
Hamilton Storage GmbH
Parc Industrial Vial 10/12
CH-7013 Domat/Ems

Helena Biosciences

Visit Helena Biosciences at EuroMedLab to experience the next generation of clinical gel and capillary electrophoresis:
• V8 UltraCE: powerful capillary electrophoresis automation and assays for multiple myeloma, Hb and CDT testing
• SAS Vitrési: versatile immunofixation and specialised testing
• Platinum 6.2: class-leading interpretation and networked data management software
• Virtual and online product training and support
We are also running a series of private customer workshops at the event, providing in-depth, hands-on demonstrations of Helena’s powerful instrumentation, software and clinical result data. Please contact us to reserve an appointment. Helena Biosciences enjoy a decades-long track record in providing advanced instrumentation, user-friendly software and high-performance assays to clinical laboratories. Our myeloma, haemoglobinopathy and haemostasis solutions are used daily around the world, delivering the performance, quality and reliability that customers demand. Our team looks forward to welcoming you to Stand 176 soon. Email: sales@helena-biosciences.com Web: www.helena-biosciences.com Helena Biosciences
Queensway South
Team Valley Trading Estate
Gateshead - NE11 OSD - United Kingdom

HUS Diagnostic Center

HUS Diagnostic Center is the leading producer of clinical laboratory and imaging services in Finland. We mainly operate in HUS’s specialized healthcare and in primary healthcare in the wellbeing services counties in the HUS region. We also provide laboratory and imaging services in the wellbeing service counties of Kymenlaakso and South Karelia. We work in eight medical specialities. We have nationwide responsibility for examinations that require special expertise. We provide research and education required from a university hospital. Diagnostic Center has about 3,200 laboratory and imaging service professionals working in more than 150 units. You will find our contact information here: www.hus.fi/en/diagnosticcenter

Immundiagnostik AG

Immundiagnostik AG is an internationally active diagnostics company developing and manufacturing innovative immunoassays, LC-MS/MS, HPLC, PCR and other analytical detection methods for medical routine and research. Immundiagnostik provides novel immunoassays and analytical tools focused on gastroenterology, nutrition, cardiovascular and renal diseases, bone metabolism, clinical immunology, oncology and more. In addition we offer a wide range of antibodies and antigens, laboratory support services, including proficiency testing and validation assistance. Visit Immundiagnostik to discover more about our products, services, and brands. Contact: Immundiagnostik AG
Stubenwald-Allee 8a
64625 Bensheim
Germany
Tel.: +49 6251 70 190 0
Fax: +49 6251 70 363
Mail: info@immundiagnostik.com
Website: www.immundiagnostik.com

Improve Medical Instruments

Guangzhou Improve Medical Instruments Co., Ltd is a leading manufacturer and supplier of high-quality medical devices, specializing in blood, urine, feces specimen collection products. Established in 1996 Guangzhou, China, IMPROVE MEDICAL is dedicated to innovation, precision, and global healthcare standards, also the production management standard setter of vacuum blood collection container in China. With US FDA(510K), ISO, EU CE IVDR and MDR certifications, IMPROVE MEDICAL mainly offers Vacuum Blood Collection Tube and Safety Blood Collection Needle. Its advanced R&D team ensures cutting-edge technology, while strict quality control guarantees safety and reliability. Committed to global outreach, IMPROVE MEDICAL serves over 100 countries and regions, providing total solutions and customized services to meet diverse market needs. Improve Medical combines expertise, affordability, and customer-centric solutions, making it a trusted partner in the medical industry.

Inpeco

Inpeco is the global leader in Total Laboratory Automation. The company’s game-changing solutions combine open connectivity with full sample traceability to support secure test results and increase productivity in clinical laboratories around the world. To date, more than 2700 Inpeco systems have been shipped to 78 countries. Inpeco also provides automation for anatomical pathology labs and is developing solutions for blood banks and life sciences applications. The Group is headquartered in Novazzano, Switzerland, and operates a development and manufacturing facility in Italy, as well as sales and service offices in Europe, the United States and China. Website: https://www.inpeco.com



JOIN US AT EUROMEDLAB 2025

MAY 18 - 22 | BRUSSELS, BELGIUM

BOOTH
95

May 19

Best QC Practices for Superior Instrumentation: Achieving High-Quality Outcomes for All

Monday, May 19 | 2:30pm – 3:30pm CET

Number: **EDUW 3**

SPEAKER

Sten Westgard

Director, Westgard QC, Inc., Madison, WI, USA

CHAIR

Anna Ruzhanskaya PhD

Scientific Marketing Manager, Beckman Coulter

May 20

Bridging Science and Practice: MDW's Role in Improving Sepsis Outcomes

Tuesday, May 20 | 1:00pm – 2:00pm CET

Number: **LW 8**

SPEAKERS

Prof Ferdinando Mannello

University "Carlo Bo" Urbino, Italy

Prof Pierre Hausfater

Sorbonne-Université GRC-14 BIOSFAST
Université de Bordeaux, CHU Pellegrin

CHAIR

Elena Sukhacheva PhD

Medical Director, Beckman Coulter



© Beckman Coulter. All rights reserved. Beckman Coulter, the stylized logo and the Beckman Coulter product and service marks mentioned herein are trademarks or registered trademarks of Beckman Coulter, Inc. in the United States and other countries. All other trademarks are the property of their respective owners. For Beckman Coulter's worldwide office locations and phone numbers, please visit www.beckmancoulter.com/contact

2025_31MAR-EML-A4-Multi-Other-EU-EN



Instand

INSTAND is a German non-profit interdisciplinary scientific medical society. INSTAND is an EQA/PT provider with nearly 400 EQA/PT to improve the quality of laboratory results. Since 1970, it has been conducting interlaboratory comparisons worldwide in all areas of in vitro diagnostics. In its calibration laboratory, INSTAND e.V. has established reference measurement procedures to set target values for EQA scheme evaluation.

INSTAND International distributes EQA Schemes globally as a subsidiary of INSTAND e.V. and is based in Germany. Our global goals are to improve diagnostics, therapy monitoring, follow-up, and rehabilitation in medicine for optimal patient care and to improve the quality of laboratory analyses and their evaluation for the early detection of diseases.

Contact Details:

INSTAND International GMBH

Ubierstr. 20

40223 Düsseldorf

Germany

Phone: +49 211 876 3529 0

info@instand-international.com

Liferiver Bio-Tech Corp.

Liferiver is a leading PCR-based molecular diagnostics solution provider, developing, manufacturing & marketing real time PCR diagnostic kits as well as instruments. We offer over 500 testing kits covering most infectious diseases, genetic diseases, tumors, organ transplants & others. Our kits are compatible with most real time PCR systems of various brands including ABI, Bio-Rad and Roche.

Our products are available in more than 100 countries. With offices in both China & US, we are compliant with ISO13485. Most of our products are CE marked.

Contact Details:

Add: 505 Coast Blvd. South, Suite 401, La Jolla, CA 92037, USA

Tel: +1 858 3526520

Email: usa@liferiverbiotech.com

Lifotronic

Founded in Shenzhen in 2008, Lifotronic is a leading innovator in in vitro diagnostics (IVD), dedicated to advancing global healthcare. With 1,600+ employees, Lifotronic operates four advanced factories in China, covering more than 150,000m² and producing up to 100,000 devices annually. Our products are exported to 115+ countries, serving 15,000+ hospitals with an installed base of 100,000+ systems.

Our IVD solutions cover four major product lines:

HPLC – China's No.1 exported brand, with 15,000+ units installed globally.

ECLIA – The first company in China to adopt electrochemiluminescence (ECLA) technology.

CBC – High-precision hematology analysis.

POCT – Rapid and reliable point-of-care testing.

Find more information: <https://en.lifotronic.com/>

Contact us at: gina.yin@lifotronic.com

Maccura

Since 1994, Maccura has pioneered advancements in IVD R&D, manufacturing, and services, driven by its mission to "science and technology serve human health." As a national high-tech enterprise, we integrate a complete industrial chain—from raw biomaterials to laboratory solutions—across platforms including biochemistry, immunology, molecular diagnostics, and pathology.

Our expertise spans equipment, reagents, and calibration systems, supported by ISO-certified metrological traceability. Globally recognized as a JCTLM-listed reference laboratory and IRMM collaborator, we lead industry standards while serving as China's first IFCC corporate member and CNAS-accredited lab.

With robust market management and tailored services, we empower laboratories through agile support and innovation. Committed to becoming a global IVD leader, we prioritize traceability excellence and client-centric solutions to advance human health.

Contact: marketing@maccura.com

Address: No. 8, Anhe 2nd Road, High-Tech Zone, Chengdu, Sichuan, China

Mayoly Diagnostics

Mayoly Diagnostics aims to become a world leader in diagnostic and eradication control of Helicobacter pylori infections. We are offering innovative and trusted in vitro diagnostic solutions based on 13C Urea Breath Tests (non-radioactive) and 14C Urea Breath Tests (low radioactivity) for clinicians, pharmacies, laboratories and patients.

We today have customers in more than 50 countries and now yearn for expanding in new international countries.

3 place Renault

92500 Rueil-Malmaison

France

mayoly.com/en

Medcaptain

Founded in 2011, Medcaptain Medical Technology Co., Ltd. is dedicated to pursuing innovation in the fields covering Life Support, Minimally Invasive Interventions and In-Vitro Diagnostics. Medcaptain shares a global vision and aims to be captain in the medical device industry.

Medcaptain has cooperated extensively with clinical experts and top scientific research institutions, integrated clinical needs and cutting-edge technologies into product innovation, and launched a number of industry-leading technologies. We have established 5 R&D centers and 6 manufacturing centers around the world, as well as branch offices in the Netherlands, UK, Colombia, Turkey, India, Indonesia and Thailand. At present, Medcaptain's products are being used in over 140 countries and regions.

By continuously improving our existing solutions and introducing innovative technologies, Medcaptain is relentlessly contributing to improving the quality of healthcare on a global level.

Address: Geurdeland 1A, 6673DR Andelst, the Netherlands

Tel: (+31)858769619

Email: info@medcaptain.eu

Medconn Diagnostics

Medconn Diagnostics, established in 1992, is a leading company specializing in the research and development, manufacturing, sales, and service of in vitro diagnostic (IVD) products. Headquartered in Hangzhou, China, Medconn Diagnostics serves a broad market across most provinces and regions in China, offering a comprehensive range of products, including HbA1c testing, Hematology, CLIA and Point-of-Care Testing (POCT), Biochemistry, etc. Our production facilities are certified by ISO9001, ISO13485, and GMP standards, featuring 10,000-grade purification workshops and 9,500 square meters of clean rooms.

Name: Medconn Diagnostics

Address: 7F, Tower2, Landmark Center, No.89, Zhapu Road

Email: International@medconn.com

Tel: +86 2151086726

Website: <http://www.medconn.com/en/site/company>

MedTech Europe

MedTech Europe is the European trade association for the medical technology industry including diagnostics, medical devices and digital health. Our members are national, European and multinational companies as well as a network of national medical technology associations who research, develop, manufacture, distribute and supply health-related technologies, services and solutions.

MEON Medical Solutions

MEON Medical Solutions, founded in 2012, is a privately owned Austrian company specializing in innovative in-vitro diagnostic solutions for core laboratories and point-of-care testing. With over 80 employees, we combine technical expertise in areas such as engineering, software, and life science with a strong focus on customer focus and state-of-the-art manufacturing techniques. Headquartered in Graz, Austria, our research, development, and manufacturing operations adhere to ISO 13485 certification standards. As a young yet dynamic organization, MEON combines extensive industry experience with a commitment to innovation. Our vision is to be a global leader in diagnostic solutions for human healthcare. We strive to develop cost-efficient solutions for partners and clients, benefiting society while maintaining responsible and sustainable business practices. Prioritizing individuals, society, and the environment, MEON is dedicated to ethical and forward-thinking advancements in diagnostics. If you have any further questions, please reach out at office@meon-medical.com.

Nanjing Healed Gene Biotechnology

Nanjing Healed Gene Biotechnology Co., Ltd. was established in October 2023, the company focuses on the detection and treatment of depression, and the future business of the company will focus on the entire field of brain science. At present, we have completed the development of fluorescence quantitative PCR, molecular fluorescence hybridization, nucleic acid drugs and other technical platforms for blood and saliva samples, which can be used for rapid and accurate quantitative diagnosis and risk assessment of depression, providing objective biological indicators for the diagnosis of depression, and can be applied to hospital diagnosis, out-of-hospital physical examination, public self-testing and other scenarios. Booth number: 252 Company Name: Nanjing Healed Gene Biotechnology Co., Ltd. Company Add.: 2nd Floor, Building 5, 568 Longmian Avenue, Jiangning District, Nanjing City, China Website: www.healedgene.com Contact Details: luanjiaqing@healedgene.com

Nephrolyx

Nephrolyx delivers precise and rapid kidney function measurement (True GFR), recognized as the gold standard by the 2024 KDIGO CKD guidelines. For the first time, physicians and researchers can directly measure glomerular filtration rate (mGFR) and diagnose or manage kidney disease with unmatched accuracy and speed—eliminating reliance on imprecise estimates. This diagnostic and research technology is particularly valuable in nephrology, donor screening, transplantation, oncology, and intensive care settings. Nephrolyx’s CE-certified, ready-to-use IVD solution uses quantitative in-vitro serum iohexol determination and delivers measured glomerular filtration rate (mGFR) results within hours, integrating seamlessly into clinical workflows. Nephrolyx is also a reliable partner for research and clinical studies, supporting innovation and precision in renal therapy development. Nephrolyx’s proprietary technology enhances patient care and healthcare efficiency with its cost-effective True GFR Measurement. Nephrolyx is available in the US for Research Use Only (RUO). Learn more: www.nephrolyx.com Request further information: contact@nephrolyx.com

Noul

NOUL is transforming diagnostics with AI-powered, decentralized solutions to improve global healthcare access. Our flagship platform, miLab™, provides fast, accurate, and accessible diagnostics for critical diseases: • MAL: Automated malaria detection (P. falciparum, P. vivax, including hrp2/hrp3 deletions). • BCM: CBC testing and blood cell morphology analysis. • CER: AI-assisted cervical cancer screening with liquid-based cytology. Designed for both central labs and point-of-care, miLab™ reduces manual workload and human error, ensuring quick, reliable results. Committed to sustainability, NOUL delivers cost-effective solutions to empower healthcare professionals worldwide. Contact Information NOUL Co., Ltd. B-10F, 338, Gwanggyojungang-ro, Suji-gu, Yongin-si, Gyeonggi-do marketing@noul.com / nejat.catalbas@noul.com www.noul.com

Nova Biomedical

Nova Biomedical is a world leader in point-of-care and critical care in-vitro diagnostics. Products include: Nova’s Prime Plus® blood gas critical care analyzer featuring maintenance-free sensors and 24-test menu including tests for iMg, Urea, Creatinine, estimated plasma volume (ePV), and CO-Oximetry. StatStrip® Glucose/Ketone offers lab-like accuracy for testing critically ill patients while eliminating interferences from ascorbic acid, hematocrit, maltose, oxygen, and other substances. StatStrip® Lactate/Hb&Hct offers rapid screening and monitoring of sepsis or for use as an alternative to fetal scalp pH testing in the delivery suite; the Hb & Hct strip provides rapid anemia assessment. StatSensor® and Nova Max Pro eGFR meters measure capillary blood creatinine and calculate eGFR for rapid renal function screening or assessment prior to using contrast media. Allegro® is a compact analyzer measuring HbA1c, Lipids, Glucose, Creatinine, CRP and PT/INR from capillary whole blood, plus Urine Albumin and Creatinine; using disposable cartridges and test strips. Nova Biomedical 200 Prospect Street Waltham, Massachusetts 02454 USA Tel. 781-894-0800 Fax. 781-894-5915 Email. info@novabio.com Web site. www.novabiomedical.com

PHC Europe

PHC Europe B.V. is a subsidiary of PHC Holdings Corporation, a global leader in healthcare solutions, specializing in laboratory and medical equipment. PHC Europe provides advanced solutions in biomedical preservation, diagnostics, and healthcare services. The company focuses on improving patient care through cutting-edge technology and reliable laboratory products. One of PHC Europe’s key offerings is PATHFAST, a POC immunoanalyzer that delivers rapid and precise results for cardiac and infection markers. Combining the accuracy of a central lab with the speed and convenience of bedside testing, PATHFAST enhances clinical decision-making in emergency and critical care settings. Its compact design, user-friendly interface, and high sensitivity make it an essential tool for hospitals, clinics, and laboratories worldwide. With PHC Europe’s commitment to quality and innovation, PATHFAST is revolutionizing rapid diagnostics, improving patient outcomes and healthcare efficiency. For more information visit our website PATHFAST™ | In Vitro Diagnostics | PHC Europe or contact us at: info.diagnostics@eu.phchd.com

RealMind Biotech

RealMind Biotech, founded in June 2015, is located in HongFeng Science Park within the Nanjing Economic & Technological Development Zone, China. The company specializes in research and development (R&D), production, and sales of innovative platforms and reagents for IVD. Over the years, RealMind Biotech has developed a comprehensive range of innovative in vitro diagnostic (IVD) platforms, including miniaturized chemiluminescence analyzers, fully automatic chemiluminescence systems, and microdroplet chip POCT. These platforms cover various diagnostic areas, such as cardiac markers, inflammatory markers, reproductive function, growth and development, stomach function, brain damage. RealMind Biotech is committed to providing top-quality diagnostic tests and continues to pursue its vision of “For better diagnosis.” Contact: Jackson Lin EU Manager Jackson.lin@realmindbio.com Phone/WA: 86+ 135-2785-0723 LinkedIn: https://www.linkedin.com/in/jackson-lin0911/

Reference Laboratory

Reference Laboratory – Excellence in Specialized Diagnostics Located in Barcelona, Reference Laboratory has been a leader in specialized clinical analysis for over 50 years. As Europe’s first reference laboratory, we serve 400+ hospitals and 1,000 laboratories worldwide, providing highly specialized diagnostic tests across all medical disciplines. Our 15,000m² facilities feature cutting-edge technology to ensure precision, reliability, and efficiency. We specialize in genetics, personalized medicine, oncology, pharmacogenetics, and advanced biochemical testing, continuously innovating beyond routine analysis. With a team of over 300 highly qualified professionals, we uphold the highest quality standards, including ISO 15189 accreditation. Our philosophy is collaboration, not competition, offering exclusive services to laboratories and healthcare providers. At Reference Laboratory, we go beyond results, delivering fast, conclusive, and innovative diagnostics that impact patient care and medical research. C/ Pablo Iglesias 57, 08908, Hospitalet de Llobregat, Barcelona, Spain info@referencelaboratory.es Visit www.referencelaboratory.es to explore our specialized tests and services.

Response Biomedical

Response Biomedical Corp. is a global supplier of acute care diagnostic tests, with a central focus on improving and saving lives globally. We have a strong channel partner network and we empower them to be leaders in their markets by providing exceptional levels of service and support. At Response, we are passionate about our people, and we foster a values-based culture. We believe the people we work with, our partners, medical teams and employees, are the cornerstone of our success. We have a highly skilled and experienced team headquartered at our world class manufacturing facility in Vancouver, B.C. Canada and we sell into over 40 countries worldwide. Call: +1-604-456-6010 Email: customersupport@responsebio.com

Robosan

In ROBOSAN, our mission is to increase the quality and traceability of hospital and laboratory biological sampling processes, starting from the samples collection phase, the first point of contact with the patients characterized by the highest risk of pre-analytical errors due to manual operations and lack of automation. Our robotic systems and software platform can check sample compliance during the collection phase and automate all subsequent sample preparation steps, from sorting to automated sample packaging and check-out. Thanks to our systems, we can reduce up to 62% of the pre-analytical errors requiring new sampling and up to 80% of the sample check-in time at the laboratory. Our headquarters is in Naples, Italy, and our team can count on more than 10 years of experience in R&D concerning robotics, laboratory medicine, and medical devices. Contacts: Vittorio Trifari – CEO/Co-Founder vittorio.trifari@robosan.it +39 3489266789 www.robosan.it info@robosan.it

Scopio Labs

Scopio Labs, developer of Full-Field Cell Morphology™ imaging and AI-powered analysis, provides end-to-end digital workflow solutions to revolutionize the hematology field and bring it into the digital age. Through advanced high-resolution imaging and powerful AI technology, Scopio is making manual microscopy obsolete. Scopio’s solutions enhance diagnostic clinical workflows and allow remote review and collaboration in real-time over a secure hospital network, from anywhere. By supporting laboratory scientists and clinicians with unprecedented scale and depth in digital cell morphology, the company’s platforms enable timely detection of blood-related medical conditions, expediting patients’ access to life-saving treatment. Scopio Labs has worldwide partnership agreements with Beckman Coulter and Siemens Healthineers. Scopio Labs’ FDA-cleared, CE-marked X100 and X100HT with the Full-Field Peripheral Blood Smear Application is in full commercial use across the U.S. and Europe. The Full-Field Bone Marrow Aspirate Application is not commercially available in all countries across the globe. To learn more, visit scopiolabs.com.

Seamaty

Chengdu Seamaty Technology Co., Ltd has dedicated in the medical and veterinary diagnostic field since 2012, providing point of care testing (POCT) medical equipment worldwide. We have passed ISO 13485:2016 international quality management system certification. Our factory has equipped with full-automatic production lines plus our professional quality control team to ensure high productivity and premium quality of products. The products including Fully Automatic Dry Biochemistry(POCT), Handheld Blood Gas and Electrolyte Analyzer, 3 diff & 5 diff Hematology Analyzer. Seamaty has subsidiaries in Shenzhen, Germany, Russia, Thailand, Singapore, Egypt, Turkey, Brazil, and Poland while worked with dozens of partners around the world, and you could find our products and services in more than 140 countries and regions. Te: +86 135 0448 0596 Email: almira@seamaty.com Address: 11th Floor of Building H,SZZT Industrial Park,TongGuan Road, Tianliao Community, Yutang Street, Guangming District, Shenzhen 518107, P.R.China

Sentinel CH. SpA

Sentinel Diagnostics (Sentinel CH. SpA) is an Italian company with more than 40 years' experience in the development and production of a wide portfolio of In Vitro Diagnostics kits for the most advanced Clinical Chemistry, Immunochemistry and Molecular Diagnostics platforms and, thanks to the acquisition of EUREKA S.r.l. LAB DIVISION, the world's largest range of HPLC, GC, GC-MS, LC-MS/MS diagnostic kits for Chromatography. Our products include the FOB Gold® line for CRC screening, the CALiaGold® line for calprotectin quantification, the patented STAT-NAT® high-quality, ready-to-use, Molecular Diagnostics solutions for virology and, with the recent integration of PRIMA Lab SA, Sentinel group is enlarging its scope in the lateral flow rapid test area, for both self and professional use.

Sentinel CH. S.p.A.
Via Robert Koch, 2
20152 Milano - Italy
www.sentinel diagnostics.com
sentinel@sentinel.it
+39 02.36.217.1

Shenzhen Dymind Biotechnology

Shenzhen Dymind Biotechnology Co., Ltd. is an international high-tech enterprise specialized in the R&D, manufacture, sales and service of medical devices and reagents in the field of IVD.

Since founded in 2013, Dymind has adhered to continuous innovation and customer orientation, which lead to a course of steady and sustainable growth. In the competition with domestic brands, we hold an increasing market share which ranks second in the hematology market. Nowadays, Dymind's products and services have been spread to over 140 countries and regions. With high-standard and comprehensive joint detection solutions covering the fields of hematology, POCT, veterinary, coagulation and immunology, Dymind always takes responsibility of health care for all with innovative medical technologies.

Contact Information:

Email: intl@dymind.com - Web: www.dymind.com

Tel: 0086-755-26008015-8123

Address: 10th Floor, Block B, Guangqiao Road, Tiliao Community, Yutang Street, Guangming District, Shenzhen

Shenzhen Shineway Technology

Shenzhen Shineway Technology Co., Ltd. (booth number: 195) is a national high-tech enterprise founded by the research team of Hong Kong University of Science and Technology in Hetao Shenzhen-Hong Kong Science and Technology Innovation Cooperation Zone. The company focused on silicon semiconductor biochip (Bio-MEMS) detection technology and molecular diagnosis system research and commercialization, committed to the development of the technology platform of microfluidic biochips new detection scheme, providing leading brand-new real-time testing services for in vitro diagnostics, health management, drug development, and food and agricultural environmental safety.

The company has an independent research and development, production, and sales system. The self-developed portable products provide customers with a full-process inspection solution that integrates "small, easy, fast, economical and complete". Shineway Biotech provides point-of-care real-time PCR solutions, including fully automatic all-in-one nucleic acid detection analyzer, reagents and consumables.

Contact: info@swtech.me - Website: http://www.soengwai.com/

Address: Room 4102, Building 1, Chang-Fu Jin Mao Center (CFC), No.5 Shihua Rd, Futian Bonded Zone Area, Futian district, Shenzhen, Guangdong Province, China.

Shimadzu

Shimadzu Corporation: Innovating for a Better Future
Founded in 1875, Shimadzu Corporation is a global leader in analytical and medical technologies. Headquartered in Kyoto, Japan, the company specializes in cutting-edge solutions in analytical instruments, medical imaging, industrial machinery, and aircraft equipment.

Shimadzu's analytical instruments support research in pharmaceuticals, environmental science, and food safety. Their medical imaging systems, including X-ray and ultrasound devices, enhance diagnostic capabilities in healthcare. Additionally, the company develops precision industrial and aerospace components.

With a commitment to "Contributing to Society through Science and Technology," Shimadzu continuously invests in innovation and sustainability. The company operates globally, with subsidiaries in over 70 countries, ensuring cutting-edge solutions reach industries worldwide. Through advanced technology and customer-driven innovation, Shimadzu remains at the forefront of scientific and industrial advancements, driving progress across various fields.

Shimadzu: Excellence in Science for a Sustainable Future.

Shimadzu Europa GmbH

Albert-Hahn-Straße 6-10, D-47269 Duisburg

Phone: +49(0)203/7687-0 - www.shimadzu.eu

SIL-LAB Innovations

AnyWhere Lab is the international brand of SIL-LAB Innovations, a French e-health company founded in 2014. Dedicated to improving collaboration between healthcare professionals and medical biology laboratories, our solution is used daily by over 20,000 practitioners in France.

Our mobile app enhances the security, efficiency, and traceability of the pre-analytical phase, ensuring seamless sample collection beyond laboratory walls. It operates offline, connects to IVD devices, and optimizes workflows, effectively bringing the lab to the patient.

By breaking geographical and mobility barriers, AnyWhere Lab embodies our belief that everyone should have equal access to early diagnosis and health monitoring. We continuously adapt our solution to meet the evolving needs of both healthcare providers and laboratories worldwide.

For further information, please contact us at:

contact@sil-lab-innovations.com

SPMD-RfB

The Foundation for Pathobiochemistry and Molecular Diagnostics (SPMD) is a non-profit foundation under civil law.

Its purpose is to promote medical science, research, and public health. The foundation contributes to the continuous improvement and quality assurance of laboratory diagnostic procedures through a variety of initiatives.

An important component of the foundation is the Reference Institute for Bioanalytics (RfB). The RfB offers external quality assurance (EQA) worldwide based on the highest quality assurance standards. EQA is essential for medical laboratories to ensure the quality of their analyses.

The RfB is accredited according to DIN EN ISO/IEC 17043 for proficiency testing and according to DIN EN ISO/IEC 17025 for selected testing procedures.

Kontakt

Stiftung für Pathobiochemie und Molekulare Diagnostik

Referenzinstitut für Bioanalytik

Friesdorfer Str. 153 - 53175 Bonn - Germany

www.rfb.bio

mail:info@spmd-rfb.de

Explore different perspectives on preanalytical accuracy in critical care



**BD Lunch Workshop 15
Room 1123**

Date and Time:

**May 21st, 2025
1 – 2 p.m.**



What's new in the preanalytical "toolbox" for challenging environments?

Chaired by Dr Antonio Buño Soto, Spain



Lunch Workshop 15, 21st May, 1 – 2 p.m.

- **Dr Raúl Santamaría Merino, Spain:** Evaluate preanalytical quality check tools for workflow optimisation in primary care and hospitals.
- **Dr Settar Kosova, Turkey:** Discuss steps to reduce variability and enhance reliability in the preanalytical phase in challenging healthcare environments.
- **Prof Andrea Padoan, Italy:** Identify strategies and technologies to manage difficult venous access and improve sample quality.

Lunch boxes will be provided on a first come, first served basis. Space is limited, so be sure to get there early.

Enhance sample quality in critical moments



Visit us at booth 138 for more information.

We look forward to meeting you.

bd.com

BD, the BD Logo are trademarks of Becton, Dickinson and Company or its affiliates. ©2024 BD. All rights reserved.



Stratec

STRATEC is one of the world’s leading OEM providers of automated solutions in the fields of in-vitro diagnostics and life sciences. The Group’s product range includes fully automated analyzer systems, software and smart polymer consumables. STRATEC covers the entire value chain – from development and manufacturing through to quality assurance. Partners worldwide rely on STRATEC’s expertise in providing market-leading diagnostic systems as well as high precision molding for microfluidic products.

The company’s solutions are used in the technological fields of immunoassays, molecular diagnostics, immunohematology and hematology, which means they are used in blood banks, laboratories, hospitals and doctors’ offices worldwide.

The STRATEC Group, headquartered in Birkenfeld, Germany, operates globally and has offices as well as manufacturing sites in the US, Europe and Asia. The group also includes the companies Diatron and Natech Plastics.

HQ address:
STRATEC SE, Gewerbestr. 37, 75217 Birkenfeld, Germany
www.stratec.com | info@stratec.com | +49 7082 7916-0

Sumetzberger

Ing. Sumetzberger GmbH, a family-owned business in Vienna, Austria, brings over 100 years of expertise and employs more than 240 people. As a leading provider of building automation and a global innovation leader in pneumatic tube systems, Sumetzberger combines top-tier products with skilled staff to ensure quality and innovation.

With over 40 years of experience, Sumetzberger manufactures high-quality pneumatic tube systems for hospitals, optimizing the transport of medications, blood samples, and small items. Originally developed for industrial transport, these systems now enhance automation in healthcare.

With a strong focus on innovation, Sumetzberger integrates pneumatic tube systems with pharmacy robots and laboratory devices. More than 100 global partners and over 1500 hospital installations demonstrate its impact in modern healthcare logistics.

T&O LabSystems

T&O LabSystems is an innovative family business established in 2009. We contribute significantly to the safe and efficient logistics of blood and urine sample tubes – from sample collection to analysis. With more than 700 installed systems worldwide and numerous OEM cooperations, T&O LabSystems has established itself as a reliable partner for medical laboratories and companies.

Our 4th generation ATRAS is a cost-efficient solution for registering and sorting samples into bulk bins, racks and centrifuge buckets and more to come - stay tuned. The modular concept allows fully customized solutions for individual workflows.

With TriCollect, T&O LabSystems offers a well-thought-out concept in accordance with UN 3373 for transporting samples from the sender to the laboratory while avoiding plastic waste.

Experience our solutions for preanalytics and sample logistic at our booth 90.

T&O LabSystems GmbH & Co. KG
Leibnizstraße 7 - 24568 Kaltenkirchen - Germany
https://to-labsystems.com
info@to-labsystems.com
+49 (0) 4191 99 13 88 3

Tecan

Tecan – Your Partner in Laboratory Automation and Diagnostic Reagents Tecan is a global leader in the development, manufacture, and supply of laboratory automation solutions and high-quality reagents for the life science and diagnostics market. Our technologies are designed to support greater consistency and traceability in laboratory workflows.

We offer a broad portfolio of flexible and scalable products that can be adapted to meet the needs of laboratories of all sizes and specializations. Whether you require stand-alone instruments or complete integrated solutions, we are here to support your diagnostic applications.

At our booth, you can explore:

- Immunoassays and LC-MS reagents designed to meet diverse clinical research and diagnostic needs
- Instrumentation solutions available for both direct distribution and OEM partnerships

Learn how Tecan (www.tecan.com) empowers you to scale healthcare innovation globally - from life science to the clinic.

Contact:
IBL International GmbH, a Tecan Company
Flughafenstr. 52a
22335 Hamburg
Germany
ibl@tecan.com; http://www.tecan.com/ibl

Thermo Fisher Scientific

Thermo Fisher Scientific is a global leader in clinical diagnostics, dedicated to advancing healthcare through innovative and reliable diagnostic solutions. The company’s extensive portfolio includes state-of-the-art instruments, assays, and reagents that support accurate and timely diagnosis of diseases. Thermo Fisher’s clinical diagnostics solutions cover areas such as molecular diagnostics, immunoassays, clinical chemistry, and microbiology. By leveraging cutting-edge technologies and a commitment to quality, Thermo Fisher enables healthcare providers to improve patient care, streamline laboratory workflows, and achieve better clinical outcomes. With a focus on precision medicine and personalized healthcare, Thermo Fisher Scientific continues to drive advancements in diagnostics, ensuring that laboratories worldwide have the tools they need to address the most pressing health challenges. For more information, visit www.thermofisher.com.

Tosoh

Tosoh Bioscience’s Diagnostics division is part of the Specialty Division of Tosoh Corporation, Japan, a multinational chemical company represented in more than 140 countries and employing 13,000 people. The company is a recognised world leader in the Diagnostics market and in the field of liquid chromatography. Over the years, Tosoh has demonstrated its technological leadership in immunochemistry, HPLC-based diabetes & thalassemia screenings, and molecular testing solutions. These support the diagnosis and monitoring of life-threatening diseases such as diabetes, certain cancers and infectious diseases, among many others.

At EuroMedLab 2025, Tosoh will be introducing a new HPLC analyser. The „GR01 – Compact with Big Impact” HbA1c analyser boosts your laboratory’s productivity by maintaining the highest quality standards. Ensuring your laboratory remains at the forefront of clinical excellence, the GR01 is designed to set new standards by combining user-friendly operation with robust reliability, offering advanced performance and a high return on investment.

UK NEQAS

UK NEQAS is a world leader in External Quality Assessment (EQA), providing optimum EQA services since 1969. We deliver an unparalleled, multidisciplinary range of services because we understand the clinical relevance of EQA and how it supports diagnostic testing. We have an international footprint and are resolutely independent, impartial, and not-for-profit.

UK NEQAS puts education at the heart of EQA. We work in partnership with our users to deliver better outcomes for patients at every stage of their journey. We strive to improve performance through regular quality assessment, challenging the testers at critical decision-making performance limits and sharing best practices. Users have access to up-to-date guidance, troubleshooting tips and clinically relevant performance issues, in addition to being able to benchmark their performance against other laboratories/centres worldwide.

Website: www.ukneqas.org.uk
Email: centraloffice@ukneqas.org
Tel: +44 (0) 114 2611689

United Robotics Group Health

United Robotics Group Health & Food GmbH (URG HF)
Robots for Humans – Empowering Healthcare with AI-Driven Automation

At URG HF, we believe that the best robotics don’t replace people - they support them. As a founder-led innovator based in Germany, we develop AI-powered robotics that are designed to work for humans and with humans—enhancing, not replacing, the vital role of healthcare professionals.

Our uLab ecosystem includes modular mobile and stationary robots that automate critical lab workflows such as sample transport and diagnostic preparation. These solutions are already improving operations in hospitals and labs across Europe - and now expanding into the Middle East and North America.

Built around a human-first design philosophy, our robots reduce routine workload, improve accuracy, and free up medical staff to focus on what matters most: patient care. With seamless integration, rapid deployment, and scalable AI, URG HF is transforming healthcare—intelligently and compassionately.

Robots for Humans. Automation for Impact.
www.united-robotics.group

URIT

About Us

URIT is a pioneering IVD Manufacturer in China with a dedicated team of over 2,000 professionals and 400+ R&D experts&specialists since its inception in 1984, covering a modern manufacturing site of more than 130,000 square meters.

What We Provide

Building on our top-tier reputation in the fields of urinalysis, hematology, biochemistry, immunoassay, flow cytometer, POCT, and veterinary diagnostics, allowing us to provide comprehensive solutions to different laboratories worldwide.

What We Pursue

Emerging as the front runner in clinical laboratory diagnostics worldwide.

Why Choose Us

Solid R&D strength with 400+ experts with decades experience. Revolutionary integrating Artificial intelligence (AI) into IVD field. Products qualified by ISO9001,ISO13485&ISO14001, CE& FDA etc Professional services with 40 years accumulation. Contact: serena.z@uritest.com Mob./WhatsApp: 0086 18576755205 Headquarters.: No.D-07 Information Industry District, High-Tech Zone, Guilin, Guangxi, P.R.China. Shenzhen Office: Room E-J, 24th Floor, New Baohui Building, Nanshan District, Shenzhen, P.R.China.

Vitestro

Vitestro is a global leader in medical robotics, headquartered in Utrecht, the Netherlands, with deep expertise in engineering and robotics. The company has developed and launched Aletta, the world’s first and only CE-marked Autonomous Robotic Phlebotomy Device™ (ARPD™), setting a new standard for venous blood sampling. By integrating advanced robotics, artificial intelligence, and imaging technology, Aletta enhances precision, efficiency, and the patient experience. The device is now commercially available in Europe, supporting healthcare professionals in delivering high-quality diagnostic services.

Contact details Vitestro
Website: vitestro.com
Email hello@vitestro.com
Address
Europalaan 500
3526 KS Utrecht
The Netherlands

V-Veil-UP

V-Veil-UP Production, a company incorporated under Romanian and EU laws, established in 2019, produces and distributes innovative medical devices in a ISO8 certified facility according to ISO13485-2016.

V-Veil UP2™ the innovative self-sampling veil, with UP2 Retrofitter™ tube can be used directly with a preanalytical robot, is optimal for HPV and STI molecular testing and is suitable for all clinics, hospitals, and laboratories, as it offers:

- Efficiency
- Neutrality with respect to molecular biology reagents
- Compatibility with all HPV PCR Kits on the market

The products are registered in EUDAMED and NAMMD. Important PCR producers and hospitals trust in the patented technology of V-Veil-UP. Coming soon: Micro ECONOMIC automation assay, which removes 24 caps, fills the tubes with liquid and does the vortexing in just 2 minutes.

V-Veil UP Production owns and controls the whole chain from R&D, applications development, production, quality control, sales & marketing and logistics.

Waters Corporation

Waters Corporation, a global leader in analytical instruments, consumables, and software, has pioneered chromatography, mass spectrometry, and thermal analysis innovations serving the life, materials, food and environmental sciences for over 65 years. We ensure the efficacy of the medicines we take, the safety of the food we eat and the water we drink, and the quality of the products we use every day.

Waters operates directly in 35 countries, including 15 manufacturing facilities, and with products available in more than 100 countries. Together with our customers, in labs around the world, we deliver scientific insights to improve human health.

Weqas

Weqas are a Global Provider of Quality in Diagnostic Medicine. Weqas is one of the leading External Quality Assessment (EQA) providers with over 50 years' experience in Quality Assurance, providing solutions in Laboratory Medicine. Weqas provides over 50 EQA Programmes, including external audit, performance analysis and an educational advisory service.

Weqas have an expert team of scientists delivering services in Laboratory EQA, Point of Care (POCT) EQA, Reference Measurement Services, Internal Quality Control (IQC), Quality Control Reference Material (QCRM), and Education and Training.

Benefits of working with Weqas:

1. Accredited to ISO 17043, 17025 and 15195.
2. Over 50 EQA programmes.
3. Our programmes are underpinned by commutable, metrological, traceable samples and informative reports.
4. A team of Clinical and Biomedical Scientists with over 25 years' experience in manufacturing.
5. Access to participant website to keep track of your quality.
6. Reference Measurement Service for traceability.
7. CE marked IQC and QCRM.

Shenzhen YHLO Biotech Co., Ltd.

Shenzhen YHLO Biotech Co., Ltd. (YHLO) is a publicly listed company on the Science and Technology Innovation Board (stock code: 688575). Based in Shenzhen, YHLO excels in the research, development, production, sales, and service of in vitro diagnostic (IVD) products. YHLO utilizes six advanced IVD technology platforms, including chemiluminescence, biochemistry, indirect immunofluorescence, immunoblotting, fluorescent immunochromatography, and colloidal gold immunochromatography. With a portfolio of over 300 products addressing areas such as autoimmunity, reproductive health, infection, liver disease, and respiratory diseases, YHLO's products are widely implemented across hospitals, community clinics, and third-party testing centers, with a coverage rate exceeding 70 % in China's top-tier hospitals.

While firmly rooted in the domestic market, YHLO actively expands its international presence, with products exported to over 115 countries and regions, gaining recognition and trust from global customers. YHLO prioritizes the integration of industry, academia, and research, establishing collaborative laboratories with prestigious institutions such as Peking University, the Institute of Biophysics of the Chinese Academy of Sciences, the Chinese University of Hong Kong (Shenzhen), the Southern University of Science and Technology, the Third People's Hospital of Shenzhen, Huazhong University of Science and Technology, and the National Innovation Center for High-Performance Medical Devices.

Zhejiang Orient Gene Biotech

Zhejiang Orient Gene Biotech Co., Ltd, established in December 2005, is a company specialized in R&D, production and sales of in-vitro diagnostic products.

Booth number: 192

Company Name: Zhejiang Orient Gene Biotech Co., Ltd.

Company Add.: 3787#, East Yangguang Avenue, Dipu Street, Anji, Huzhou, Zhejiang, China.

Website: www.orientgene.com

Contact Details:

Contact Person: Ted

Email: ted.zheng@orientgene.com

Phone: +86-15317099160

Zhuhai Keyu Biological Engineering

Zhuhai Keyu Biological Engineering Co.,Ltd. is a hi-tech enterprise integrating R&D, manufacturing and sales of in vitro diagnostic analytical instruments and reagents. Keyu is located in Zhuhai. Our main products are automated urine analyzers, feces analyzers, veterinary Feces Analyzer and related reagents. Most products have authorized by ISO 13485, CE and RoHS system. We have obtained more than 70 patents. All products are developed independently, with proprietary intellectual property. As a professional service provider of IVD and a leader in automated feces analyzers, we adhere to the cultural concept of "customer-centered, quality-centered", with the vision of "science and technology serving health". Committed to applying cutting edge technologies in the field of clinical testing, providing clinical testing instruments and reagents for global medical testing laboratories, protecting life and health.

Contact details

export@keyubio.com

Address

1/f, 2/f, building 2, No.605, Yuge road, Sanzao town, Jinwan district, Zhuhai City, Guangdong Province, 519040, P.R.China

Zybio

Zybio Inc., a high-tech enterprise specializing in IVD R&D, manufacturing, sales, and technical services, is headquartered in Chongqing, China. Since its founding in 2008, Zybio has gradually developed 9 product lines, 2 lab management system and 1 set of lean lab solution.

With several R&D centers established in China, Zybio's product lines include a wide range of reliable diagnostic instruments & reagents for Clinical Chemistry, CLIA, POCT, Coagulation, Urinalysis, Hematology, Microbiology, Molecular, etc. Zybio is also involved in the development of biological raw materials and key components for instruments, and owns key technologies related to genetic engineering antigens/antibodies, diagnostic nanomaterials, multiple-lab signal amplification, and rapid nucleic acid extraction and detection. Zybio's products, solutions and services have been widely applied in over 20,000 healthcare facilities in over 100 countries. Zybio gradually set up subsidiaries in Dutch, Singapore, Brazil, Mexico, Indonesia, Thailand, Philippines, etc.

For more information: <https://www.zybio.com/>



HPV & STI SELF-SAMPLING VEIL COLLECTOR V-VEIL UP2™



VISIT US
BOOTH
186

With UP2 Retrofitter™ Tube

- **You get efficiency** for all clinics, hospitals and laboratories
- **Neutrality** with respect to molecular biology reagents
- **Compatibility** with all HPV PCR Kits available on the market

Available also with:

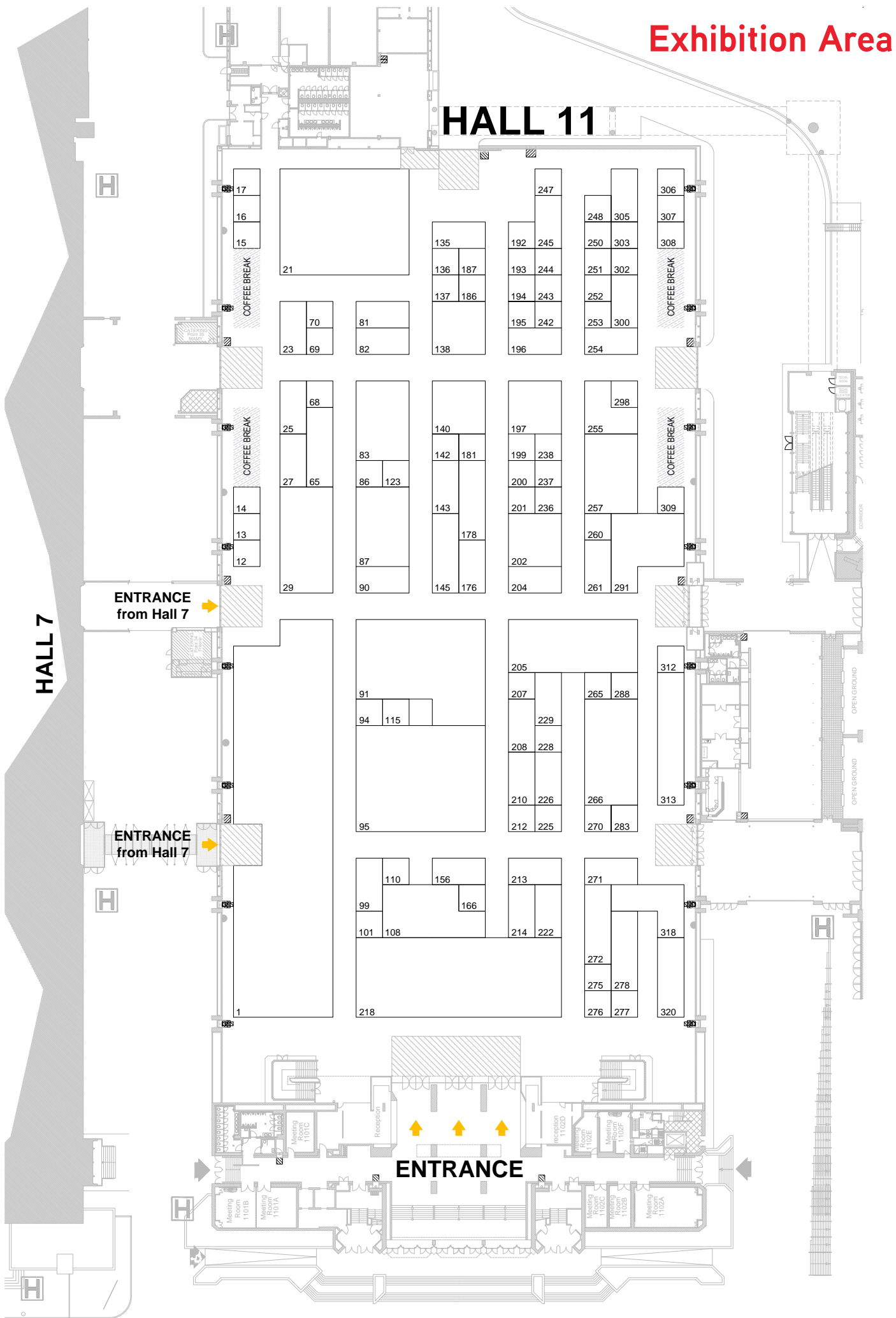
OEM
Different diameter
Pierceable foil (no cap)



**IF MORE DNA IS RELEASED,
MORE LIVES WE SAVE!**

- ✓ **V-Veil UP2™** self-sampling veil detects 50% more HR-HPV and 193% more HPV by multiplex PCR in real time, compared to standard flocked swab, performed by a clinician.
- ✓ The Patented Veil Technology can release 90.7% of DNA and 81.3% of Proteins.
- ✓ **V-Veil UP2™** is simple, safe, and respects the privacy of all women.

The patented **UP2 Retrofitter™** tube allows laboratories to use the primary tube, containing the **V-Veil UP2™** self-sampling device, directly with a preanalytical robot, without the need for an intermediate tube and a second barcode.



COMPANY

3D BIOMEDICINE SCIENCE & TECHNOLOGY
A. MENARINI DIAGNOSTICS
AIDIAN
ALCOR SCIENTIFIC
ALIFAX
ALIVEDX
ANBIO BIOTECHNOLOGY
ARK DIAGNOSTICS
ARKRAY
AUREVIA
AUTOBIO DIAGNOSTICS CO., LTD.
BD
BECKMAN COULTER
BEIJING CHALLENGE BIOTECHNOLOGY
BINDING SITE
BIOVENDOR GROUP
BROOKS AUTOMATION
BRUKER
BÜHLMANN
BYG4LAB
CAP (College of American Pathologists)
CHEMCLIN DIAGNOSTICS
CHROMSYSTEMS
CLINICHROM IBERICA
CONTROL LAB
CYPRESS DIAGNOSTICS
CYTIVA
D&D ROYAL INTERNATIONAL TRADE
DATA INNOVATIONS EUROPE
DEAOU GENE TECHNOLOGY CO., LTD.
DEDALUS
DIABOTS
DIAGAM
DIASYS DIAGNOSTIC SYSTEMS
DIESSE DIAGNOSTICA SENESE
DIRUI INDUSTRIAL CO., LTD.
DISERA
D-TEK
DYMIND
ECAT FOUNDATION
EDAN INSTRUMENTS
EUROIMMUN
EUROSPITAL
EXIAS MEDICAL
FL MEDICAL
FUJIFILM HEALTHCARE EUROPE
FUJIREBIO
FUTURE DIAGNOSTICS
GBC (General Biologicals Corporation)
GEMTIER
GENTIAN DIAGNOSTICS
GREINER BIO-ONE
HAMILTON STORAGE
HELENA BIOSCIENCES EUROPE
IDS
IMMUNDIAGNOSTIK

BOOTH NR

200
210
237
253
248
245
270
283
204
13
272
138
95
201
313
14
99
16
226
213
265
142
242
69
238
251
303
243
86
308
222
300
208
225
193
261
94
307
214
70
275
318
250
276
25
306
298
12
288
181
115
197
82
176
83
212

COMPANY

IMPROVE MEDICAL
INPECO
INSTAND
LIFERIVER BIO-TECH
LIFOTRONIC
MACCURA
MAYOLY
MEDCAPTAIN MEDICAL TECHNOLOGY
MEDCONN DIAGNOSTICS
MEON MEDICAL SOLUTIONS
MINDRAY
NANJING HEALED GENE BIOTECHNOLOGY
NEPHROLYX
NOUL
NOVA BIOMEDICAL
PHC EUROPE
QUIDELORTHO
RANDOX
REALMIND BIOTECH
REFERENCE LABORATORY
RESPONSE BIOMEDICAL
ROBOSAN
ROCHE
SARSTEDT
SCOPIO LABS
SEAMATY
SEBIA
SENTINEL
SHENZHEN YHLO BIOTECH
SHIMADZU EUROPA
SHINWAY BIOTECH
SIEMENS HEALTHINEERS
SIL-LAB INNOVATIONS
SNIBE
SPMD-RFB
STAGO
STRATEC
SUMETZBERGER - ASP LAB AUTOMATION
SYSMEX EUROPE
T&O LABSYSTEMS
TECAN - IBL International
TOSOH EUROPE N.V.
UK NEQAS
UNITED ROBOTICS GROUP
URIT MEDICAL ELECTRONIC GROUP
VISION TECHNICAL OFFICE
VITESTRO
V-VEIL-UP PRODUCTION
WANTAI BIOPHARM
WATERS CORPORATION
WEQAS
WERFEN
WONDFO BIOTECH
ZHEJIANG ORIENT GENE BIOTECH
ZHUHAI KEYU BIOLOGICAL ENGINEERING
ZYBIO

BOOTH NR

207
196
23
187
320
156
166
229
260
277
29
252
228
302
145
110
257
266
136
236
309
199
91 and 21
178
123
101
108
271
255
254
195
1
244
218
15
291
194
247
87
90
137
27
17
305
65
135
143
186
278
81
68
205
202
192
312
140

Sponsors

Platinum

SPONSORS



Gold

SPONSORS



Silver

SPONSORS



Bronze

SPONSORS



BRUSSELS 2025 EUROMEDLAB *goes green*

We minimize printed materials by enhancing our digital presence. QR codes, a dedicated congress app, and an online website provide easy access to schedules, maps, and event programs.

We decided not to print the final program. It will be available online only.

We implemented digital signage to integrate and support physical signage to reduce waste of materials



DIGITAL & PAPERLESS STRATEGY



PARTNERS, VENUE AND SUPPLIERS SUSTAINABILITY

Our **PCO**, MZ Events, applies ISO 20121 standards for sustainable event management.

We partnered with a **Venue** committed to sustainability which put in place several policies and operating procedures to ensure their efforts to be good stewards of the environment.

We use **catering** suppliers which favour locally sourced and organic products and hold sustainability certifications. Water dispensers are available to reduce plastic use.



PLASTIC AND WASTE REDUCTION

We avoid single-use plastics: we use compostable or reusable utensils. Recycling bins are placed throughout the venue.

We will place containers to collect badges at the end of the event. Congress kit will be made with eco-friendly materials

Exhibitor badges will be made with 100% recycled paper (no plastic).



TRANSPORTATION AND CARBON FOOTPRINT

We will provide **public transport passes** to encourage an eco-friendly way to move.

We invite our delegates to prefer direct flights and consider carbon offset options for their travel. No private transfer will be organized for our speakers and guests, as we encourage them to use public transport



SOCIAL RESPONSIBILITY

We preferred **local suppliers** to reduce environmental impact and support the local economy.

We create and spread dedicated communication campaigns to **share our sustainable achievements**, inspiring all stakeholders to join our efforts.

We have included a session dedicated to sustainable practices in the scientific program: Environmental Impact of Laboratory Medicine (Green and Sustainable Medical Laboratories)



SUSTAINABLE ENGAGEMENT



Learn more about our commitment to sustainability

Event planning, planet caring.



27th IFCC-EFLM EUROMEDLAB CONGRESS OF CLINICAL CHEMISTRY AND LABORATORY MEDICINE

LABMEDUK27 of the ASSOCIATION FOR LABORATORY MEDICINE

16-20 MAY 2027
Excel London



OCTOBER 25-29, 2026 | NEW DELHI, INDIA



IFCC WORLDLAB NEW DELHI 2026

27TH INTERNATIONAL CONGRESS OF CLINICAL CHEMISTRY AND LABORATORY MEDICINE
52ND CONGRESS OF ASSOCIATION OF CLINICAL BIOCHEMISTS OF INDIA

25-29 OCTOBER 2026
INDIA INTERNATIONAL CONVENTION & EXPO CENTRE

www.ifccnewdelhi2026.org

15 MAY 2026 Deadline for abstract submission
15 JULY 2026 Deadline for reduced registration fees

Organising Secretariat
MZ Events
info@euromedlab2025brussels.org





EUROMEDLAB BRUSSELS 2025

May 18-22, 2025

